





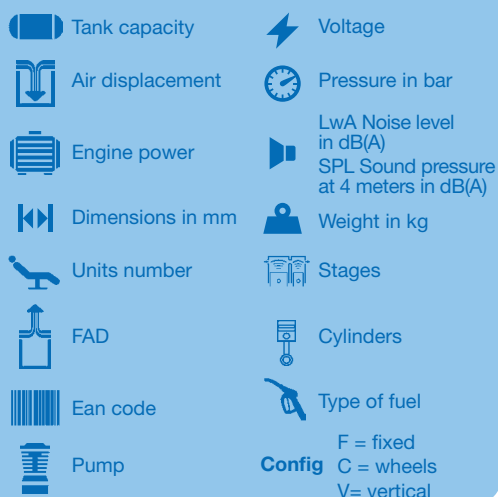
ABAC
AIR COMPRESSORS
www.abacaircompressors.com

LEGEND

Applications



Technical data symbols



Conversion table:

1 m³/min = 35.314 cfm
 C° = (F° - 32) x 5/9
 1 bar = 14.50 psi
 1 bar = 100 kPa
 1 kg = 2.2 lbs
 1 lt = 0.26 gall (USA)

Index

Products overview page 4

PISTON COMPRESSORS

BASE LINE Series..... page 7
 LINE Series..... page 11
 PRO Series page 21
 SILENT Series page 49
 SMALL SILENT Series..... page 61
 cleanAIR Series page 65
 engineAIR Series page 71

PISTON PUMPS

Oil less direct driven series..... page 78
 Lubricated direct driven series..... page 79
 Single stage belt driven series..... page 80
 Double stage belt driven series..... page 81

PNEUMATIC TOOLS AND ACCESSORIES

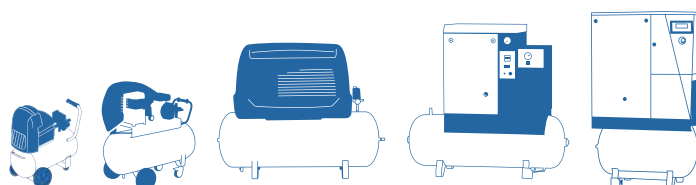
Pneumatic tools Kit page 85
 Pneumatic tools and accessories page 88
 Airbrush/painting guns page 91
 Other tools page 93
 Tubes page 97
 Couplings and Fittings page 100

PROFESSIONAL PNEUMATIC TOOLS

Ratchet and impact wrenches page 108
 Screwdrivers and drills..... page 110
 Pneumatic hammers and trimmers page 111
 Cutting and riveting tools page 113
 Sanders and grinders page 114
 Staplers and riveting machine page 116
 Maintenance tools page 117

QUALITY AIR TREATMENT

Quality air page 119
 COOL refrigeration dryers series..... page 121
 DRY refrigeration dryers series..... page 122
 HAD adsorption dryers series page 124
 Line Filters page 126
 Condensate drains page 131
 Oil/ Water separators page 132
 Vertical air receivers page 134
 Cyclonic separators page 136





Join the ABAC advantage

Our brand values

ABAC Aria Compressa was founded in 1980 but its compressed air heritage dates back over 60 years. Customer expectations have always driven product development, resulting in a portfolio which fulfills your compressed air needs and offers you the value you are looking for. Additionally, our worldwide presence makes sure we are at your service at all times.

Benefit from these five strong values and team up with ABAC today.

★ Technology leader

With years of experience, ABAC can rely on an extensive technical know-how to provide you with compressed air solutions that get the job done. Understanding the needs of our customers, we lead the compressed air field by example.

★ Recognised quality

You expect quality and reliability from your ABAC compressor. Our production facilities combine history and experience with the latest production methods. We certify and guarantee every product we manufacture to make sure that ABAC is a partner you can rely on.

Air. Any time. Anywhere.

★ Value for money

As a customer, you want a product that offers you value for money. ABAC does just that, offering a full portfolio of products at a competitive price. With the right mix of flexibility and experience we deliver value at the right price to the industrial, professional and DIY compressed air markets.

★ Extensive network

A vast network of distributors and resellers (over 1000 in more than 100 countries) means that there is always an ABAC representative nearby to provide you with service, support or products. As such, all you need to do is focus on your business, ABAC takes care of the rest.

★ User-friendly design

Developing products with the customer in mind has always been a mainstay of ABAC's philosophy. As a result, ABAC compressors are designed to be easy to use providing you compressed air that is available when and where you need it.

Three steps to select the right compressor

1. What type of applications do you need your piston for?

Selecting the type of application is one thing, the needed airflow to perform is another. Use the formula to determine the required air displacement and define your place in the matrix: **(l/min usage of tool x + l/min tool y + l/min tool n) + 25% of total l/min**

e.g **Orbital polisher + Ratchet wrenching + Air gun**

Air usage:
(300 l/min + 200 l/min + 100 l/min) + 150 l/min
= **750 l/min compressor capacity**

2. With what frequency will you use your compressor?

Occasional use:

If you only need a compressor from time to time for typically less demanding applications such as blowing, inflating and nailing, our direct

driven technology will most likely offer the best fit. This technology comes both oil-lubricated and oil-less, the latter one providing less maintenance and oil spillage free services.

Intermittent use:

More frequent and intensive use of a compressor suitable for a professional environment will lead you to our belt driven technology with singular compression. These compressors are fit to perform all the tasks mentioned above, but can also be used for painting, ratcheting, wrenching, and many more applications.

Frequent use:


Last but not least, dual stage compressors offer a higher air flow and can reach up to 15 bar pressure. This makes them the ideal choice for frequent and more intensive applications such as hammering, impact wrenching, grinding, ...

3. What level of user comfort do you expect?

As the ABAC customer is continuously in mind when designing new products, enhanced reliability and usability can always be expected. Our full offer comes in three levels adding extra features to increase the users comfort. All levels of course still offer the well-known ABAC benefits such as plug and play air solutions, always available and ready to use. Each level distinguishes a specific target group.

Have the answers ready? Check out the product matrix to get a strong grip on your customers' needs.

Orbital Sander 300 l/min + Ratchet wrench 200 l/min + Blowgun 100 l/min + 25% of total l/min 150 l/min = **750 l/min**



Products overview

BASE LINE



Electric driven piston compressors B15 Range

Single stage, Direct driven, oil less, 1.5 hp power rating, tank capacity up to 24 litres, working pressure up to 8 bars.

Electric driven piston compressors B20 Range

Single stage, Direct driven, lubricated, 2.0 hp power rating, tank capacity up to 50 litres, working pressure up to 8 bars.

Electric driven piston compressors B26 Range

Single stage, Belt driven, lubricated, with power ratings from 2.0 to 3.0 HP, tank capacity from 50 to 200 litres, working pressure up to 10 bars.

LINE



Electric driven piston compressors O15 Range

Single stage, Direct driven, oil less, 1.5 hp power rating, tank capacity up to 24 litres, working pressure up to 8 bars.

Electric driven piston compressors L20 Range

Single stage, Direct driven, lubricated, 2.0 hp power rating, tank capacity up to 50 litres, working pressure up to 10 bars.

Electric driven, single stage belt driven piston compressors A29 - A39 Range

Two cylinders, single stage, Belt driven, lubricated, with power ratings from 2.0 to 3.0 HP, tank capacity from 27 to 270 litres, working pressure up to 10 bars.

PRO



Electric driven piston compressors O20P Range

Single stage, Direct driven, oil less, 2.0 hp power rating, tank capacity from 6 to 50 litres, working pressure up to 8 bars.

Electric driven piston compressors L25P and L30P Range

Single stage, Direct driven, lubricated, power ratings from 2.5 to 3.0 hp, tank capacity from 24 to 90 litres, working pressure up to 10 bars.

Electric driven, single stage belt driven piston compressors - V30 Range

Single stage, Direct driven, lubricated, two "V" cylinders, power rating 3.0 hp, tank capacity from 18 to 90 litres, working pressure up to 10 bars.

Electric driven, single stage belt driven piston compressors PRO 29B Range

Two cylinders, single stage, Belt driven, lubricated, with power ratings from 2.0 to 4.0 HP, tank capacity from 27 to 270 litres, working pressure up to 10 bars.

Electric driven, double stage belt driven piston compressors PRO 39B Range

Two cylinders, dual stage, Belt driven, lubricated, with power ratings from 4.0 to 20.0 hp, tank capacity from 200 to 1000 litres, working pressure up to 15 bars.

Electric driven, double stage belt driven piston compressors - Tandem and Baseplate series

Two cylinders, lubricated, with power ratings from 4 to 20 HP, 270 to 900 litres tank, working pressure up to 11 bars.

SILENT



Belt driven single or double stage, with two cylinders, lubricated, with power ratings from 2 to 10 HP, tank up to 500 litres, working pressure up to 11 bars.

SMALL SILENT



Silent Electric Driven Compressors

Tanks from 1.5 to 9 litres, pressure 6 and 8 bars.

cleanAIR



Dental oil free electric driven compressors

Power from 1.5 to 10 HP, oil less, tanks from 24 to 100 litres, working pressure 7 bars.

engineAIR



Piston compressors with internal combustion engine

Two cylinders lubricated, single and double stage belt driven, tanks from 11 + 11 up to 270, power ratings from 3,5 to 11 HP, working pressure 10 and 14 bars, diesel and petrol engines.

PISTON PUMPS



Direct and belt driven, oil less and lubricated - a complete range of highly reliable pump units all in house designed and manufactured.

PNEUMATIC ACCESSORIES



The complete range of ABAC pneumatic accessories and fittings allows any user, whether DIY or professional, to perform a wide variety of jobs and applications using compressed air as a driving force.

QUALITY AIR TREATMENT



To allow the best use of its wide compressors range, ABAC provides furthermore all major compressed air treatment products and accessories as air receiver, dryers, filters, condensate drains etc.





BASE LINE

Essential and reliable
Complete and functional
Simple and easy to use





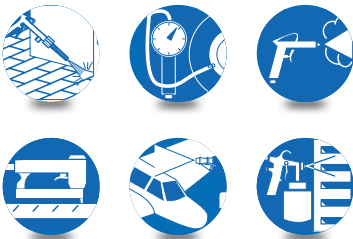
Direct and Belt driven compressors

BASE LINE Series

Base Line products are a good match for all DIY applications. Simple and reliable compressed air.

Applications

1.5 - 3 hp • 160 - 240 l/min



Reliability

Strong plastic cover

User-friendly

Simple on/ off switch
and easy pressure setting



VENTO B15

1.5 hp - 6 litres - oil less

Safety


No oil spillage

Model	Part number	L	config.	l/min	HP	kW	rpm	Volts	Bars	L x W x H (mm)	kg
VENTO B15 Baseline	1129100008	6	F	160	1.5	1.1	2450	230/50/1	8	360x300x480	11
POLE POSITION B15 Baseline	1129100009	24	C	160	1.5	1.1	2450	230/50/1	8	610x320x590	18
POLE POSITION B20 Baseline	1129100007	24	C	190	2	1.5	2850	230/50/1	8	610x310x580	24
MONTECARLO B20 Baseline	1129100006	50	C	190	2	1.5	2850	230/50/1	8	770x430x660	32

* 60Hz versions available on request



MONTECARLO B20
2 hp - 50 litres - lubricated




Light and easy to carry



Air outlet with
quick coupling




B26/90 CM2
2 hp, 90 litres - lubricated



Pumps with traditional piston
and cast iron cylinder

Model	Part number	L	config.	l/min	HP	kW	rpm	Volts	Bars	L x W x H (mm)	kg
B26/50 CM2 V230 Baseline	1121450003	50	C	210	2	1.5	1400	230/50/1	10	1010x360x730	50
B26/90 CM2 V230 Baseline	1121450004	90	C	210	2	1.5	1400	230/50/1	10	1100x400x830	62
B26B/90 CM3 V230 Baseline	1121450005	90	C	240	3	2.2	1600	230/50/1	10	1100x400x830	64
B26B/150 CM3 V230 Baseline	1121450006	150	C	240	3	2.2	1600	230/50/1	10	1360x540x1060	90
B26B/200 CM3 V230 Baseline	1121450007	200	C	240	3	2.2	1600	230/50/1	10	1460x640x1140	102

* 60Hz versions available on request





LINE

Light and compact
Easy to move and handle
Simple and direct use
Reliable





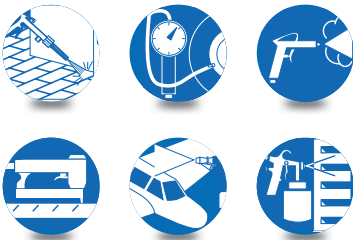
Oil less direct driven compressors

O15 Range

The O15 range offers great solutions performing smaller compressed air applications inside and outside the house.

Applications

Direct driven
1.5 • 180 l/min



User-friendly
Quick connection

Maneuverability
Light and easy to carry



COMPY O15
1.5 hp, oil less

Comfort
Small footprint

Safety
No oil spillage

Model	Part number	L	con-fig.	l/min	HP	kW	rpm	Volts	Bars	dB(A)	L x W x H (mm)	kg
COMPY O15	1129100032	-	F	180	1.5	1.1	2450	230/50/1	8	90	380x280x170	4
START O15	1129100029	6	F	180	1.5	1.1	2450	230/50/1	8	90	320x370x290	10
POLE POSITION O15	1129100049	24	C	180	1.5	1.1	2450	230/50/1	8	90	610x310x500	16

* 60Hz versions available on request



START O15
1.5 hp, 6 litres, oil less



Robust and easy to handle



On/off switch



POLE POSITION O15
1.5 hp, 24 litres, oil less



Large pressure regulator



Portable



Lubricated direct driven compressors

L20 Range

Thanks to the new L20 compressor range, the light-duty tasks have never been so easy.

Applications

Direct driven

2 hp • 220 l/min



Montecarlo L20
2 hp, 50 litres

Reliability
Cooling air flow directly on hot parts

User-friendly
Simple on/off push button and easy pressure setting

Flexibility
Strong wheels for easy moving

Stability
Anti-vibration foot for increased stability

Model	Part number	L	Config.	l/min	HP	kW	rpm	Volts	Bars	dB(A)	L x W x H (mm)	kg
START L20	1129100034	6	F	220	2	1.5	2850	230/50/1	10	95	400x280x480	14
POLE POSITION L20	1129100021	24	C	220	2	1.5	2850	230/50/1	10	95	610x310x580	25
MONTECARLO L20	1129100023	50	C	220	2	1.5	2850	230/50/1	10	95	770x430x660	33

* 60Hz versions available on request



START L20
2 hp, 6 litres



Easy to carry thanks to its ergonomic handle



User-friendly and clear pressure gauges



Large, easy to operate drain valve



POLE POSITION L20
2 hp, 24 litres



Stable and strong balance




Single stage belt driven compressors

A29 Range

Great belt driven technology developed for simple but reliable operation.

Applications



Innovative design

Special belt guard design for improved cooling

Reliability

Cast iron cylinder

Performance

Slow speed pump design reduces operating temperatures

User-friendly

Easy oil check up and refilling



A29 90 CM2
2 hp, 90 litres

Model	Part number	L	Config.	l/min	HP	kW	rpm	Volts	Bars	dB(A)	L x W x H (mm)	kg
A29 27 CM2	4116024261	27	C	255	2	1.5	1075	230/1/50	10	93	810 x 390 x 710	43
A29 50 CM2	4116024262	50	C	255	2	1.5	1075	230/1/50	10	93	870 x 370 x 780	49
A29 90 CM2	4116024335	90	C	255	2	1.5	1075	230/1/50	10	93	1010 x 415 x 900	52
A29 150 CM2	4116024254	150	C	255	2	1.5	1075	230/1/50	10	93	1375 x 420 x 950	87
A29B 50 CM3	4116024257	50	C	320	3	2.2	1300	230/1/50	10	95	940 x 410 x 800	58
A29B 50 CT3	4116024531	50	C	320	3	2.2	1300	400/3/50	10	95	940 x 410 x 800	58

* 60Hz versions available on request



A29 50 CM2
2 hp, 50 litres




Stable and strong balance



Large and easy to operate
drain valve



A29B 150 CM3
3 hp, 150 litres



Double outlet for dual
operation



Model	Part number	L	Config.	l/min	HP	kW	rpm	Volts	Bars	dB(A)	L x W x H (mm)	kg
A29B 100 CM3	4116024564	100	C	320	3	2.2	1300	230/1/50	10	95	1010 x 415 x 900	56
A29B 100 CT3	4116024565	100	C	320	3	2.2	1300	400/3/50	10	95	1010 x 415 x 900	56
A29B 150 CM3	4116024137	150	C	320	3	2.2	1300	230/1/50	10	95	1375 x 420 x 950	87
A29B 150 CT3	4116024138	150	C	320	3	2.2	1300	400/3/50	10	95	1375 x 420 x 950	87
A29B 200 CM3	4116024534	200	C	320	3	2.2	1300	230/1/50	10	95	1500 x 470 x 1110	91
A29B 200 CT3	4116024535	200	C	320	3	2.2	1300	400/3/50	10	95	1500 x 470 x 1110	91

* 60Hz versions available on request

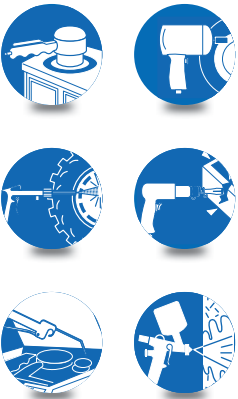


Single stage belt driven compressors

A39 Range

Higher power, increased air flow.

Applications



Innovative design

Special belt guard design for improved cooling

Reliability

Cast iron cylinder

Performance

Slow speed pump design reduces operating temperatures

User-friendly

Easy oil check up and refilling



A39 150 CM3
3 hp, 150 litres

Model	Part number	L	Config.	l/min	HP	kW	rpm	Volts	Bars	dB(A)	L x W x H (mm)	kg
A39 100 CM3	4116024566	100	C	393	3	2.2	1050	230/1/50	10	93	1180 x 460 x 930	72
A39 100 CT3	4116024567	100	C	393	3	2.2	1050	400/3/50	10	93	1180 x 460 x 930	72
A39 150 CM3	4116024149	150	C	393	3	2.2	1050	230/1/50	10	93	1375 x 420 x 950	87
A39 150 CT3	4116024150	150	C	393	3	2.2	1050	400/3/50	10	93	1375 x 420 x 950	87

* 60Hz versions available on request



A39 100 CM3
3 hp, 100 litres



Unique innovative belt guard design to improve cooling



Large wheels for stable operation




Ergonomic handle for better manoeuvrability



A39 270 CM3
3 hp, 270 litres

Model	Part number	L	Config.	l/min	HP	kW	rpm	Volts	Bars	dB(A)	L x W x H (mm)	kg
A39 200 CM3	4116024151	200	C	393	3	2.2	1050	230/1/50	10	93	1500 x 470 x 1110	91
A39 200 CT3	4116024152	200	C	393	3	2.2	1050	400/3/50	10	93	1500 x 470 x 1110	91
A39 270 CM3	4116024548	270	C	393	3	2.2	1050	230/1/50	10	93	1530 x 595 x 1160	138
A39 270 CT3	4116024549	270	C	393	3	2.2	1050	400/3/50	10	93	1530 x 595 x 1160	138

* 60Hz versions available on request





PRO

*Advanced user-friendliness
Maximum comfort
Increased performance, service life
and efficiency*






Oil less direct driven compressors

O20P Range

High performance with an oil less piston pump.

Applications



Safety
No oil spillage

Comfort
Rubber handle
for enhanced control



User-friendly
Reliable and easy on/off
switch

POLE POSITION O20P
2 hp, 24 litres, oil less

Manoeuvrability
Large wheels for easy moving

Model	Part number	L	Config.	l/min	HP	kW	rpm	Volts	Bars	dB(A)	L x W x H (mm)	kg
START O20P	1121020388	6	F	230	2	1.5	2850	230/50/1	8	97	420x330x430	14
POLE POSITION O20P	1121210969	24	C	230	2	1.5	2850	230/50/1	8	97	610x310x625	22
MONTECARLO O20P	1121360898	50	C	230	2	1.5	2850	230/50/1	8	97	770x430x705	30

* 60Hz versions available on request



START O20P
2 hp, 6 litres, oil less



Strong and easy handling



Safe transportation with no oil spillage



Big pressure gauges for easy handling



MONTECARLO O20P
2 hp, 50 litres, oil less



Safe and strong cover



Lubricated direct driven compressors

L25P – L30P Range

Professional and compact performance with extra user-friendly benefits.

Applications



Performance
Large amount of compressed air at low temperature

POLE POSITION L30P
3 hp, 24 litres

Flexibility
Strong big wheels

Reliability
Simple and fast condensate drain

Model	Part number	L	Config.	l/min	HP	kW	rpm	Volts	Bars	dB(A)	L x W x H (mm)	kg
POLE POSITION L25P	1129100042	24	C	270	2.5	1.9	2850	230/50/1	10	95	630x320x620	28
MONTECARLO L25P	1129100048	50	C	270	2.5	1.9	2850	230/50/1	10	95	940x320x700	36
POLE POSITION L30P	1129100045	24	C	310	3	2.2	2850	230/50/1	10	97	630x320x620	29
MONTECARLO L30P	1129100037	50	C	310	3	2.2	2850	230/50/1	10	97	940x320x700	37
ESTORIL L30P	1121390600	90	C	310	3	2.2	2850	230/50/1	10	97	1200x400x850	63

* 60Hz versions available on request




POLE POSITION L25P
2.5 hp, 24 litres



Large pressure gauges for easy reading



Integrated oil level indicator



Ergonomic rubber grip



MONTECARLO L30P
3 hp, 50 litres



Highly resistant pump with aftercooler




Oil less and lubricated direct driven compressors

Special configurations

Particular requirements need special configurations.

Applications



PORTABLE ROLLCAGE L30P

3 hp, 9 litres



Manoeuvrability
Foldable handle

User-friendly
Easy to read and suitably positioned regulators

Flexibility
Double outlet for dual use

Comfort
Large wheels and strong bumpers

Model	Part number	L	Config.	l/min	HP	kW	rpm	Volts	Bars	dB(A)	L x W x H (mm)	kg
START ROLLCAGE O20P	1121020309	9	C	230	2	1.5	2850	230/50/1	8	97	455x475x500	19
SILVERSTONE O20P	1121090033	10	C	230	2	1.5	2850	230/50/1	8	97	420x330x635	20
START ROLLCAGE L25P	1129100051	9	C	270	2.5	1.9	2850	230/50/1	10	95	455x475x500	24
SILVERSTONE L25P	1129100062	10	C	270	2.5	1.9	2850	230/50/1	10	95	420x330x635	24
PORTABLE ROLLCAGE L30P	1129100060	9	C	310	3	2.2	2850	230/50/1	10	97	490x520x560	29
HOCKENHEIM L30P	1129100063	20	C	310	3	2.2	2850	230/50/1	10	97	520x430x790	35
O20P/50 VERTICAL	1121360801	50	V	205	2	1.5	2850	230/50/1	8	97	800x380x680	60

* 60Hz versions available on request



HOCKENHEIM L30P
3 hp, 20 litres



Long handle for easy moving




Large pressure gauges for easy reading



Stability improving and noise reducing rubber dampers



START ROLLAGE O20P
2 hp, 9 litres, oil less



Safe and extra comfortable to carry around



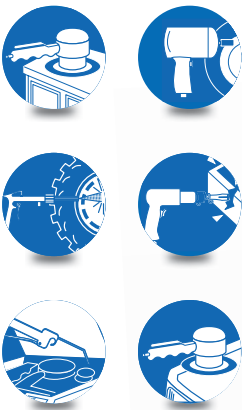
Lubricated direct driven compressors

High performance V30 range

High performance and compact dimensions.

Designed for intensive use.

Applications



User-friendly

Extra tray to stock material and equipment

Manoeuvrability

Extendible handle with rubber grip

Safety

Rollbar for extra protection



Stability

Large inflatable wheels ideal for uneven surfaces

V30/9+9 CM3

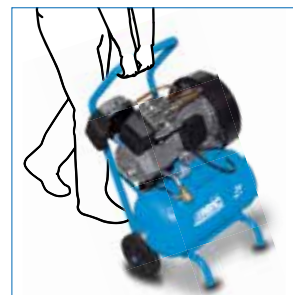
3 hp, 9+9 litres

Model	Part number	L	Config.	l/min	HP	kW	rpm	Volts	Bars	dB(A)	L x W x H (mm)	kg
V30/9+9 CM3	1121440197	9+9	C	330	3	2.2	1450	230/50/1	10	95	770x610x540	50
V30/20 PCM3	1121090851	20	C	330	3	2.2	1450	230/50/1	10	95	520x430x790	43
V30/50 CM3	1121360249	50	C	330	3	2.2	1450	230/50/1	10	95	800x380x680	60
V30/50 VERTICAL	1121430329	50	V/C	330	3	2.2	1450	230/50/1	10	95	520x410x1100	62
V30/90 CM3	1121370226	90	C	330	3	2.2	1450	230/50/1	10	95	1200x400x830	72


* 60Hz versions available on request



V30/20 PCM3
3 hp, 20 litres



Double handle for extra user comfort.



Compact and protected



V30/50 VERTICAL
3 hp, 50 litres



Long handle for easy moving



Reduced footprint for space optimisation




Single stage belt driven compressors

PRO A29B Range

Higher manoeuvrability and lower operating temperatures.

Applications



Innovative design

The special belt guard design improves the air cooling

Durability

Slow speed pump reducing operating temperature

Performance

Standard aftercooler

Flexibility

Double outlet



PRO A29B 100 CM2
2 hp, 100 litres

User-friendly

Big and blockable pivot wheels

Model	Part number	L	Config.	l/min	HP	kW	rpm	Volts	Bars	dB(A)	L x W x H (mm)	kg
PRO A29B 27 CM2	4116024264	27	C	255	2	1.5	1075	230/1/50	10	93	810 x 390 x 710	43
PRO A29B 27 CT2	4116024265	27	C	255	2	1.5	1075	400/3/50	10	93	810 x 390 x 710	43
PRO A29B 50 CM2	4116024266	50	C	255	2	1.5	1075	230/1/50	10	93	870 x 370 x 780	49
PRO A29B 50 CT2	4116024267	50	C	255	2	1.5	1075	400/3/50	10	93	870 x 370 x 780	49

* 60Hz versions available on request



PRO A29B 50 CM2
2 hp, 50 litres



Slow speed, low temperature and less noise



Safe and strong handle for easy moving



Large and easy to operate drain valve



PRO A29B 150 CM2
2 hp, 150 litres

Model	Part number	L	Config.	l/min	HP	kW	rpm	Volts	Bars	dB(A)	L x W x H (mm)	kg
PRO A29B 100 CM2	4116024568	100	C	255	2	1.5	1075	230/1/50	10	93	1010 x 415 x 900	56
PRO A29B 100 CT2	4116024569	100	C	255	2	1.5	1075	400/3/50	10	93	1010 x 415 x 900	56
PRO A29B 150 CM2	4116024536	150	C	255	2	1.5	1075	230/1/50	10	93	1375 x 420 x 950	87
PRO A29B 150 CT2	4116024537	150	C	255	2	1.5	1075	400/3/50	10	93	1375 x 420 x 950	87

* 60Hz versions available on request




Single stage belt driven compressors

PRO A39B Range

Reliable power and performance in combination with user-friendly features.

Applications



Reliability

Reduced wear thanks to great cooling

Performance

Great airflow over the pump

Manoeuvrability

Strong handle with rubber grip



PRO A39B 200 CT3
3 hp, 200 litres

Safety

Blockable pivot wheels

Model	Part number	L	Config.	l/min	HP	kW	rpm	Volts	Bars	dB(A)	L x W x H (mm)	kg
PRO A39B 100 CM3	4116024278	100	C	393	3	2.2	1050	230/1/50	10	93	1180 x 460 x 930	72
PRO A39B 100 CT3	4116024279	100	C	393	3	2.2	1050	400/3/50	10	93	1180 x 460 x 930	72
PRO A39B 150 CM3	4116024280	150	C	393	3	2.2	1050	230/1/50	10	93	1375 x 420 x 950	87
PRO A39B 150 CT3	4116024281	150	C	393	3	2.2	1050	400/3/50	10	93	1375 x 420 x 950	87
PRO A39B 200 CM3	4116024282	200	C	393	3	2.2	1050	230/1/50	10	93	1500 x 470 x 1110	91

* 60Hz versions available on request



PRO A39B 150 CM3
3 hp, 150 litres




Slow speed, low temperature and less noise



Unique innovative belt guard design to improve cooling



PRO A39B 270 CT4
4hp, 270 litres



Reliable and easy to use

Model	Part number	L	Config.	l/min	HP	kW	rpm	Volts	Bars	dB(A)	L x W x H (mm)	kg
PRO A39B 200 CT3	4116024283	200	C	393	3	2.2	1050	400/3/50	10	93	1500 x 470 x 1110	91
PRO A39B 270 CM3	4116024285	270	C	393	3	2.2	1050	230/1/50	10	93	1530 x 595 x 1160	138
PRO A39B 270 CT3	4116024286	270	C	393	3	2.2	1050	400/3/50	10	93	1530 x 595 x 1160	138
PRO A39B 200 CT4	4116024166	200	C	486	4	3	1300	400/3/50	10	96	1500 x 470 x 1110	91
PRO A39B 270 CT4	4116024287	270	C	486	4	3	1300	400/3/50	10	96	1530 x 595 x 1160	138

* 60Hz versions available on request



Double stage belt driven compressors

PRO B4900-B7000 Range

Double compression for improved efficiency and higher pressure.

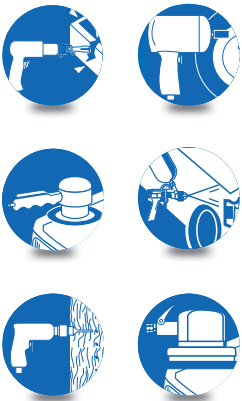
User-friendly

Easy to read oil level gauges

Performance

Proven and reliable technology

Applications



PRO B5900B 270 CT5,5
5.5 hp, 270 litres

Durability

Strong components

Model	Part number	L	Config.	l/min	HP	kW	rpm	Volts	Bars	L x W x H (mm)	kg
PRO B4900 200 CT4	4116019571	200	C	514	4	3	1400	400/3/50	11	1500 x 450 x 960	140
PRO B4900 200 FT4	4116019576	200	F	514	4	3	1400	400/3/50	11	1500 x 450 x 960	137
PRO B4900 270 CT4	4116019626	270	C	514	4	3	1400	400/3/50	11	1530 x 600 x 1160	147
PRO B4900 270 FT4	4116019632	270	F	514	4	3	1400	400/3/50	11	1530 x 600 x 1160	144
PRO B5900B 200 CT5.5	4116019696	200	C	653	5.5	4	1400	400/3/50	11	1580 x 580 x 1150	164
PRO B5900B 200 FT5.5	4116019700	200	F	653	5.5	4	1400	400/3/50	11	1580 x 580 x 1150	161
PRO B5900B 270 CT5.5	4116019770	270	C	653	5.5	4	1400	400/3/50	11	1575 x 680 x 1150	170
PRO B5900B 270 FT5.5	4116019781	270	F	653	5.5	4	1400	400/3/50	11	1575 x 680 x 1150	167
PRO B5900B 500 CT5.5	4116019806	500	C	653	5.5	4	1400	400/3/50	11	2030 x 670 x 1400	222
PRO B5900B 500 FT5.5	4116019812	500	F	653	5.5	4	1400	400/3/50	11	2030 x 670 x 1400	219

* 60Hz versions available on request



PRO B4900 200 CT4
4 hp, 200 litres




Double stage pump with cast iron cylinder for longer service life



Rubber grip handle with large jockey wheels for easy moving



PRO B6000 500 CT7,5
7.5 hp, 500 litres



Finned aftercooler for lower temperature compressed air

Model	Part number	L	Config.	l/min	HP	kW	rpm	Volts	Bars	L x W x H (mm)	kg
PRO B6000 270 CT7.5	4116020182	270	C	827	7.5	5.5	1400	400/3/50	11	1520 x 600 x 1250	180
PRO B6000 270 FT7.5	4116020190	270	F	827	7.5	5.5	1400	400/3/50	11	1520 x 600 x 1250	177
PRO B6000 500 CT7.5	4116020226	500	C	827	7.5	5.5	1400	400/3/50	11	2030 x 670 x 1400	263
PRO B6000 500 FT7.5	4116020243	500	F	827	7.5	5.5	1400	400/3/50	11	2030 x 670 x 1400	260
PRO B7000 270 CT10	4116020782	270	C	1210	10	7.5	1300	400/3/50	11	1520 x 600 x 1250	199
PRO B7000 270 FT10	4116020790	270	F	1210	10	7.5	1300	400/3/50	11	1520 x 600 x 1250	196
PRO B7000 500 CT10	4116020835	500	C	1210	10	7.5	1300	400/3/50	11	2030 x 670 x 1400	282
PRO B7000 500 FT10	4116020855	500	F	1210	10	7.5	1300	400/3/50	11	2030 x 670 x 1400	279
PRO B7000 900 FT10	4116020796	900	F	1210	10	7.5	1300	400/3/50	11	2070 x 800 x 1570	337

* 60Hz versions available on request

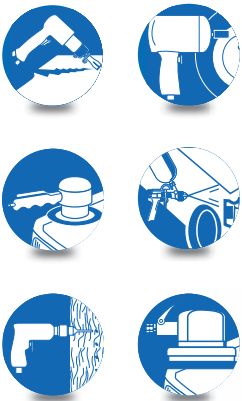


Double stage belt driven compressors

PRO Low-speed Range

Standard double stage belt driven compressors with low-speed operation.

Applications



Extra comfort

Less noise thanks to the lower speed

Reliability

Lower speed reduces the wear and increases the lifetime



PRO B6000 500 CT5.5
5.5hp, 500 litres, low-speed

Easy to move

Large pivot wheels with breaks

Model	Part number	L	Config.	l/min	HP	kW	rpm	Volts	Bars	L x W x H (mm)	kg
PRO B6000 270 CT5.5	4116020179	270	C	660	5.5	4	1100	400/3/50	11	1520 x 600 x 1250	171
PRO B6000 500 CT5.5	4116020225	500	C	660	5.5	4	1100	400/3/50	11	2030 x 670 x 1400	232
PRO B6000 500 FT5.5	4116020242	500	F	660	5.5	4	1100	400/3/50	11	2030 x 670 x 1400	229

* 60Hz versions available on request



PRO B7000 500 FT7.5
7.5 hp, 500 litres, low-speed



Strong pump running at lower speed, increasing lifetime



Robust and safe belt guard

Model	Part number	L	Config.	l/min	HP	kW	rpm	Volts	Bars	L x W x H (mm)	kg
PRO B7000 270 CT7.5	4116020778	270	C	1023	7.5	5.5	1100	400/3/50	11	1520 x 600 x 1250	194
PRO B7000 270 FT7.5	4116020789	270	F	1023	7.5	5.5	1100	400/3/50	11	1520 x 600 x 1250	191
PRO B7000 500 CT7.5	4116020834	500	C	1023	7.5	5.5	1100	400/3/50	11	2030 x 670 x 1400	277
PRO B7000 500 FT7.5	4116020852	500	F	1023	7.5	5.5	1100	400/3/50	11	2030 x 670 x 1400	274
PRO B7900 500 FT10	4116023545	500	F	1130	10	7.5	900	400/3/50	11	2030 x 680 x 1400	295

* 60Hz versions available on request




Double stage compressors with tankmounted dryer

FFO Range

An “all-in-one” range of 4 to 10 hp professional piston compressors

Applications



User-friendly
Pre-connected dryer

Reliability
Proven dryer technology

Efficiency
No separate installations



B4900 270 FT4 FFO
4 hp, 270 litres, Full Feature

Comfort
space saving solution

Model	Part number	L	Config.	l/min	HP	kW	rpm	Volts	Bars	L x W x H (mm)	kg
B4900 270 FT4 FFO	4116000158	270	F	514	4	3	1400	400/3/50	11	1490 x 500 x 1175	174
B5900B 270 FT5.5 FFO	4116000159	270	F	653	5.5	4	1400	400/3/50	11	1490 x 500 x 1175	197
B5900B 270 FT5.5 FFO YD	4116000171	270	F	653	5.5	4	1400	400/3/50 YD	11	1490 x 500 x 1175	197
B5900B 500 FT5.5 FFO	4116000165	500	F	653	5.5	4	1400	400/3/50	11	1894 x 600 x 1280	249
B5900B 500 FT5.5 FFO YD	4116000172	500	F	653	5.5	4	1400	400/3/50 YD	11	1894 x 600 x 1280	249
B6000 270 FT7.5 FFO	4116000166	270	F	827	7.5	5.5	1400	400/3/50	11	1490 x 500 x 1175	207

* 60Hz versions available on request



Pre-installed and connected



Flexibility thanks to dryer bypass



Tankmounted space saving

B7000 500 FT10 FFO
10 hp, 500 litres, Full Feature

Model	Part number	L	Config.	l/min	HP	kW	rpm	Volts	Bars	L x W x H (mm)	kg
B6000 270 FT7.5 FFO YD	4116000173	270	F	827	7.5	5.5	1400	400/3/50 YD	11	1490 x 500 x 1175	207
B6000 500 FT7.5 FFO	4116000167	500	F	827	7.5	5.5	1400	400/3/50	11	1894 x 600 x 1280	290
B6000 500 FT7.5 FFO YD	4116000174	500	F	827	7.5	5.5	1400	400/3/50 YD	11	1894 x 600 x 1280	290
B7000 270 FT10 FFO	4116000168	270	F	1210	10	7.5	1300	400/3/50	11	1490 x 500 x 1175	231
B7000 270 FT10 FFO YD	4116000175	270	F	1210	10	7.5	1300	400/3/50 YD	11	1490 x 500 x 1175	231
B7000 500 FT10 FFO	4116000169	500	F	1210	10	7.5	1300	400/3/50	11	1894 x 600 x 1280	314
B7000 500 FT10 FFO YD	4116000176	500	F	1210	10	7.5	1300	400/3/50 YD	11	1894 x 600 x 1280	314

* 60Hz versions available on request



Single and double stage belt driven compressors

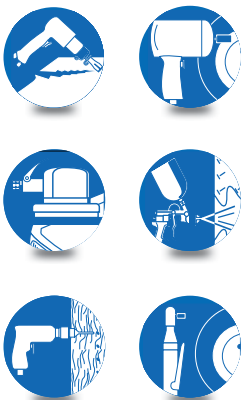
PRO Vertical Range

Vertical air receivers provide a space saving solution in the workshops.

Durability
Strong heavy-duty components

Performance
Double stage high air volume pump

Applications



PRO B5900B 270 VT5.5
5.5 hp, 270 litres, vertical

Space saving dimensions
Small footprint

Model	Part number	L	Config.	l/min	HP	kW	rpm	Volts	Bars	L x W x H (mm)	kg
PRO A39B 150 VM3	4116024163	150	V/F	393	3	2.2	1050	230/1/50	10	850 x 970 x 1950	160
PRO A39B 150 VT3	4116024162	150	V/F	393	3	2.2	1050	400/3/50	10	850 x 970 x 1950	160
PRO B4900 150 VT4	4116024560	150	V/F	514	4	3	1400	400/3/50	11	850 x 970 x 1950	180
PRO B4900 200 VT4	4116024561	200	V/F	514	4	3	1400	400/3/50	11	850 x 970 x 2050	185
PRO B5900B 200 VT5.5	4116024563	200	V/F	653	5.5	4	1400	400/3/50	11	850 x 970 x 2050	205
PRO B5900B 270 VT5.5	4116017006	270	V/F	653	5.5	4	1400	400/3/50	11	850 x 970 x 2100	210
PRO B6000 270 VT7.5	4116017001	270	V/F	827	7.5	5.5	1400	400/3/50	11	850 x 970 x 2100	242
PRO B7000 270 VT10	4116017002	270	V/F	1210	10	7.5	1300	400/3/50	11	850 x 970 x 2100	261

* 60Hz versions available on request



PRO A39B 150 VM3
3 hp, 150 litres, vertical



Slow speed, low noise



Optimal cooling for
increased reliability



Minimum side play



PRO B7000 270 VT10
10 hp, 270 litres, vertical



Large condensate
drain

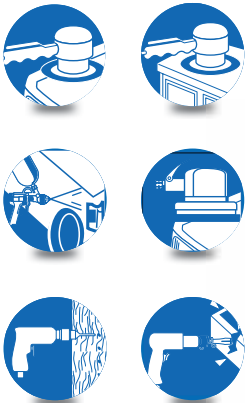


Double stage belt driven compressors

PRO high flow BV Range

High performance four cylinder V pump power.

Applications



Complete

Electrical control panel with star delta as standard

Robust and reliable

Four cylinders double stage pump for heavy-duty uses



PRO BV8900 900 FT20
20 hp, 900 litres

Performance

Big air receiver for bigger air volume

Model	Part number	L	Config.	l/min	HP	kW	rpm	Volts	Bars	L x W x H (mm)	kg
PRO BV8900 900 FT15 YD	4116023343	900	F	2016	15	11	800	400/3/50 YD	11	2430 x 930 x 1170	535
PRO BV8900 900 FT20 YD	4116021614	900	F	2400	20	15	950	400/3/50 YD	11	2430 x 930 x 1170	584

* 60Hz versions available on request




Double stage twin pump belt driven compressors

PRO high flow TANDEM Range

Never without compressed air.

Applications



Performance
Proven and reliable technology

Flexibility
Two pump units



PRO B6000 500 T7.5
7.5 + 7.5 hp, 500 litres, tandem

Durability
Strong components

Model	Part number	L	Config.	l/min	HP	kW	rpm	Volts	Bars	L x W x H (mm)	kg
PRO B4900 270 T4	4116023822	270	F	1028	4+4	3+3	1400	400/3/50	11	1520 x 600 x 1250	243
PRO B4900 500 T4	4116019643	500	F	1028	4+4	3+3	1400	400/3/50	11	2030 x 670 x 1300	304
PRO B5900 500 T5.5	4116019884	500	F	1306	5.5+5.5	4+4	1400	400/3/50	11	2030 x 670 x 1400	323
PRO B6000 500 T5.5	4116020371	500	F	1320	5.5+5.5	4+4	1100	400/3/50	11	2030 x 670 x 1400	325
PRO B6000 500 T7.5	4116020375	500	F	1654	7.5+7.5	5.5+5.5	1400	400/3/50	11	2030 x 670 x 1400	387
PRO B6000 900 T7.5	4116020203	900	F	1654	7.5+7.5	5.5+5.5	1400	400/3/50	11	2070 x 800 x 1570	500
PRO B7000 500 T7.5	4116020987	500	F	2046	7.5+7.5	5.5+5.5	1100	400/3/50	11	2030 x 670 x 1400	425
PRO B7000 900 T10	4116020810	900	F	2420	10+10	7.5+7.5	1400	400/3/50	11	2070 x 800 x 1570	538

* 60Hz versions available on request




Double stage high pressure belt driven compressors

PRO 15 bar Range

Suitable for high pressure applications

Applications



Performance

15 bar operating pressure

Durability

Tested and approved for heavy-duty high pressure applications



PRO B7000 500 FT 10
10 hp, 500 litres, 15 bar

Safety

Approved high pressure tank

Model	Part number	L	Config.	l/min	HP	kW	rpm	Volts	Bars	L x W x H (mm)	kg
PRO B6000 500 FT7.5 15 bar	4116020249	500	F	570	7.5	5.5	1000	400/3/50 YD	15	2030 x 670 x 1400	290
PRO B7000 500 FT10 15 bar	4116020860	500	F	930	10	7.5	1000	400/3/50 YD	15	2030 x 670 x 1400	305

* 60Hz versions available on request




Double stage belt driven baseplate compressors

BASEPLATE Range

Small and compact. This range has been designed and released for those having less space or building their own installation with a separate air vessel. All baseplates are equipped with the well known pumps and high performance motors to suit many different applications.

Applications



Performance

Known and proven technology

Compactness









Small and compact design



B7000/BF10T
10 hp

Connectivity

Easy installation and connection to the network

Model	Part number	Config.	 l/min	 HP	 kW	 rpm	 Volts	 Bars	 L x W x H (mm)	 kg
B5900B BF5.5	4116000133	F	653	5.5	4	1400	400/3/50	11	1100 x 590 x 800	90
B6000 BF7.5	4116000103	F	827	7.5	5.5	1400	400/3/50	11	1100 x 590 x 800	120
B7000 BF10	4116000013	F	1210	10	7.5	1300	400/3/50	11	1100 x 640 x 800	135
B8900 BF15	4116000018	F	2013	15	11	800	400/3/50 YD	11	1600 x 720 x 1000	338
B8900 BF20	4116000016	F	2400	20	15	950	400/3/50 YD	11	1600 x 720 x 1000	350

* 60Hz versions available on request

The pressure switch and the electric start control unit are not included






Double stage belt driven piston compressors

PRO Cast-Iron Range

Piston compressors with fully cast iron blocks. Reliable and robust range built with top quality components.

Applications



Reliability

Slow speed,
low wear

Robustness

Strong cast iron
components

User comfort

Pressure switch and
gauge



PRO CA2 500 FT10
10 hp, 500 litres, 11 bar

Safety

Metal belt guard
for safe and robust protection

Model	Part number	L	Config.	l/min	HP	kW	rpm	Volts	Bars	L x W x H (mm)	kg
PRO CA1 270 FT5.5	4116025181	270	F	530	5.5	4	688	400/3/50	11	1500 x 530 x 1210	214
PRO CA1 500 FT5.5	4116025186	500	F	530	5.5	4	688	400/3/50	11	1920 x 600 x 1340	303
PRO CA1 270 FT7.5	4116025182	270	F	699	7.5	5.5	908	400/3/50	11	1500 x 530 x 1210	239
PRO CA1 500 FT7.5	4116025183	500	F	699	7.5	5.5	908	400/3/50	11	1920 x 600 x 1340	328
PRO CA2 500 FT10	4116025185	500	F	1056	10	7.5	685	400/3/50	11	1920 x 600 x 1340	358
PRO TCA1 500 FT7.5	4116025184	500	F	1399	7.5+7.5	5.5+5.5	908	400/3/50	11	1920 x 600 x 1340	488


* 60Hz versions available on request



Piston compressors accessories

HOSE REEL

In one box you have all the necessary kit to mount a reel on all belt-driven compressors with 27 to 270 liters tank capacity. The reel is provided with a 5 or 10 meters long rubber hose.



Safety and storage
Safe and clean work environment



Flexible device
Suitable for 27 to 270 litres tanks

Easy installation
Quick and easy to mount

Model	Part number	Hose length m.	Type of coupling	L x W x H (mm)	kg
Reel + 5-metre hose with quick coupling	2901325170	5	quick	250x235x160	1.30
Reel + 10-metre hose with quick coupling	2901325171	10	quick	250x235x160	1.30
Reel + 10-metre hose with bayonet coupling	2901325172	10	bayonet	250x235x160	1.30





SILENT

*Flexible and easy to use
Strong and long-lasting design
High performance with low noise level*



ABAC




Silent single stage belt driven compressors

S A29B and S A39B Range

Bring the compressor close to the application and enjoy reduced noise and increased user comfort.

Applications



Comfort

Noise reducing cover

User-friendly

Easy to use opening/closing system for maintenance

Reliability

High quality pressure switch



S A39B 200 CT3
3 hp, 200 litres, silent

Manoeuvrability
Easy to move

Model	Part number	L	Config.	l/min	HP	kW	rpm	Volts	Bars	SPL dB(A)	LwA dB(A)	L x W x H (mm)	kg
S A29B 90 CM2	4116007346	90	C	255	2	1.5	1075	230/1/50	10	69	89	1010 x 415 x 980	59
S A29B 90 CT2	4116007347	90	C	255	2	1.5	1075	400/3/50	10	70	90	1010 x 415 x 980	59
S A29B 150 CM2	4116007348	150	C	255	2	1.5	1075	230/1/50	10	69	89	1375 x 420 x 1030	90
S A29B 150 CT2	4116007349	150	C	255	2	1.5	1075	400/3/50	10	70	90	1375 x 420 x 1030	90
S A39B 150 CM3	4116007350	150	C	393	3	2.2	1050	230/1/50	10	71	91	1375 x 420 x 1030	90
S A39B 150 CT3	4116007351	150	C	393	3	2.2	1050	400/3/50	10	71	91	1375 x 420 x 1030	90

* 60Hz versions available on request



S A29B 90 CM2
2 hp, 90 litres, silent



Small hood with minimal width



Stability and easy moving



S A29B 90 CM2
2 hp, 90 litres, open



Easy to open and close

Model	Part number	L	Config.	l/min	HP	kW	rpm	Volts	Bars	SPL dB(A)	LwA dB(A)	L x W x H (mm)	kg
S A39B 200 CM3	4116007352	200	C	393	3	2.2	1050	230/1/50	10	71	91	1500 x 470 x 1190	94
S A39B 200 CT3	4116007353	200	C	393	3	2.2	1050	400/3/50	10	71	91	1500 x 470 x 1190	94
S A39B 270 CM3	4116007354	270	C	393	3	2.2	1050	230/1/50	10	71	91	1530 x 595 x 1140	141
S A39B 270 CT3	4116007355	270	C	393	3	2.2	1050	400/3/50	10	71	91	1530 x 595 x 1140	141
S A39B 200 CT4	4116007356	200	C	486	4	3	1300	400/3/50	10	74	94	1500 x 470 x 1190	94
S A39B 270 CT4	4116007357	270	C	486	4	3	1300	400/3/50	10	74	94	1530 x 595 x 1140	141

* 60Hz versions available on request




Silent double stage belt driven compressors

S B4900, B5900B and B6000 Range

High performant silencing hood with extraordinary design that reduces the noise and increases the user comfort.

Applications



Innovative design

Hood with foam to reduce noise

User-friendly

Hour counter to indicate running hours



S B5900B 270 FT5.5
5.5 hp, 270 litres, silent

Comfort
Easy oil check

Reliability
Proven pump technology

Model	Part number	L	Config.	l/min	HP	kW	rpm	Volts	Bars	SPL dB(A)	LwA dB(A)	L x W x H (mm)	kg
S B4900 270 FT4	4116007332	270	F	425	4	3	1200	400/3/50	11	69	89	1500 x 1200 x 660	154
S B5900B 270 FT5.5	4116007333	270	F	525	5.5	4	1100	400/3/50	11	71	91	1500 x 1200 x 660	177
S B5900B 270 VT5.5	4116007335	270	V	525	5.5	4	1100	400/3/50	11	71	91	1060 x 700 x 1900	230
S B5900B 500 FT5.5	4116007334	500	F	525	5.5	4	1100	400/3/50	11	71	91	1900 x 700 x 1320	229
S B6000 270 FT7.5	4116007336	270	F	660	7.5	5.5	1150	400/3/50	11	77	97	1500 x 1200 x 660	187
S B6000 270 VT7.5	4116007338	270	V	660	7.5	5.5	1150	400/3/50	11	77	97	1060 x 700 x 1900	250
S B6000 500 FT7.5	4116007337	500	F	660	7.5	5.5	1150	400/3/50	11	77	97	1900 x 700 x 1320	270

* 60Hz versions available on request



S B5900B 270 FT5.5
5.5 hp, 270 litres, silent



Strong and proven technology



Highly efficient cooling system



Standard hour counter



Easy oil check up before starting



S B6000 500 FT7.5
7.5 hp, 500 litres, silent



Silent double stage belt driven compressors

SLN Range

The pumps run at a lower speed and include a new and innovative metal canopy design to offer high performance with ultimate comfort and low noise levels.

Reliability


High performant pump running at lower speed

Safety

Well designed cooling flow for reduced temperature and longer lifetime

Innovative canopy design
Insulated metal cover for noise reduction

Applications



SLN 270 FT4
4hp, 270 litres, silent

Use-friendly

Hour counter to indicate running hours
(Only on versions with direct starting)

Model	Part number	Pump	L	Config.	l/min	HP	kW	rpm	Volts	Bars	SPL dB(A)	LwA dB(A)	L x W x H (mm)	kg
SLN 270 FT4	4116092295	NS29S	270	F	476	4	3	1346	400/3/50	11	76.6	96.6	1600 x 550 x 1055	165
SLN 270V FT4	4116092296	NS29S	270	V	476	4	3	1346	400/3/50	11	74.3	94.3	820 x 600 x 1770	145
SLN 270 FT4 15B	4116092297	NS29S	270	F	331	4	3	935	400/3/50	15	76.6	96.6	1600 x 550 x 1055	166
SLN 270 FT5.5	4116092298	NS39	270	F	660	5.5	4	1018	400/3/50	11	73.2	93.2	1650 x 620 x 1250	206
SLN 270 FT5.5 YD	4116092299	NS39	270	F	660	5.5	4	1018	400/3/50 YD	11	73.2	93.2	1650 x 620 x 1250	206
SLN 270 FT5.5 15B	4116092304	NS39	270	F	505	5.5	4	780	400/3/50	15	68.2	88.2	1650 x 620 x 1250	231
SLN 270 FT5.5 15B YD	4116092305	NS39	270	F	505	5.5	4	780	400/3/50 YD	15	68.2	88.2	1650 x 620 x 1250	231
SLN 270V FT5.5	4116092301	NS39	270	V	660	5.5	4	1018	400/3/50	11	71.8	91.8	1050 x 700 x 1950	262
SLN 270V FT5.5 15B	4116092306	NS39	270	V	505	5.5	4	780	400/3/50	15	67.8	87.8	2000 x 670 x 1350	243
SLN 500 FT5.5	4116092302	NS39	500	F	660	5.5	4	1018	400/3/50	11	72.8	92.8	2000 x 670 x 1350	297
SLN 500 FT5.5 YD	4116092303	NS39	500	F	660	5.5	4	1018	400/3/50 YD	11	72.8	92.8	2000 x 670 x 1350	297
SLN 270V FT7.5	4116092307	NS59S	270	V	784	7.5	5.5	622	400/3/50	11	71.8	91.8	1050 x 700 x 1950	243
SLN 500 FT7.5	4116092308	NS59S	500	F	784	7.5	5.5	622	400/3/50	11	71.8	91.8	2000 x 670 x 1350	347
SLN 500 FT7.5 YD	4116092309	NS59S	500	F	784	7.5	5.5	622	400/3/50 YD	11	71.8	91.8	2000 x 670 x 1350	347
SLN 500 FT7.5 15B	4116092310	NS59S	500	F	697	7.5	5.5	553	400/3/50	15	72.8	92.8	2000 x 670 x 1350	347
SLN 500 FT7.5 15B YD	4116092311	NS59S	500	F	697	7.5	5.5	553	400/3/50 YD	15	72.8	92.8	2000 x 670 x 1350	347

* 60Hz versions available on request



SLN 500 FT7.5
7.5hp, 500 litres, silent



Strong NS series pumps



Pressure switch with hour counter in versions with direct starting



Electric fan for cooling



Metal canopy with insulation

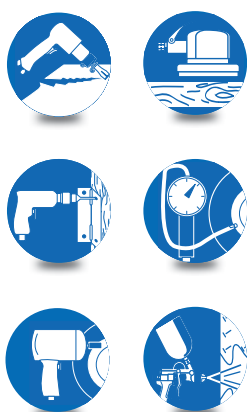


Silent single and double stage belt driven compressors

Basemounted Full Silent Range

Maximum noise reduction in combination with easy and straightforward use.

Applications



User-friendly
Central control panel

Ultimate comfort
Metal canopy with insulating foam



A29B LN M2
2 hp, 27 litres, silent

Easy maintenance
Easy access to all components

Flexibility
Integrated tank with vibration pads

Model	Part number	L	Con-fig.	l/min	HP	kW	rpm	Volts	Bars	SPL dB(A)	LwA dB(A)	L x W x H (mm)	kg
A29B LN M2	4116074036	27	F	255	2	1.5	1075	230/1/50	10	61	81	780 x 470 x 960	86
A29B LN T2	4116074037	27	F	255	2	1.5	1075	400/3/50	10	61	81	780 x 470 x 960	86
A29B LN M3	4116074041	27	F	320	3	2.2	1350	230/1/50	10	62	82	780 x 470 x 960	87
A29B LN T3	4116074039	27	F	320	3	2.2	1350	400/3/50	10	62	82	780 x 470 x 960	87

* 60Hz versions available on request



B7000 LN T10
10 hp, silent



Easy to use central control panel



Easy access and maintenance



Cooling with extra electric fan (on 7.5 and 10 hp versions)

Model	Part number	L	Config.	l/min	HP	kW	rpm	Volts	Bars	SPL dB(A)	LwA dB(A)	L x W x H (mm)	kg
B4900 LN T4	4116007011	0	F	425	4	3	1200	400/3/50	11	65	85	945 x 760 x 960	170
B5900 LN T5.5	4116007012	0	F	570	5.5	4	1200	400/3/50	11	67	87	945 x 760 x 960	177
B5900 LN T5.5 ST	4116007014	0	F	570	5.5	4	1200	400/3/50 YD	11	67	87	945 x 760 x 960	181
B6000 LN T7.5	4116007015	0	F	660	7.5	5.5	1150	400/3/50	11	69	89	1270 x 780 x 890	234
B6000 LN T7.5 ST	4116007016	0	F	660	7.5	5.5	1150	400/3/50 YD	11	69	89	1270 x 780 x 890	240
B7000 LN T10	4116007017	0	F	1050	10	7.5	1150	400/3/50	11	71	91	1270 x 780 x 890	253
B7000 LN T10 ST	4116007018	0	F	1050	10	7.5	1150	400/3/50 YD	11	71	91	1270 x 780 x 890	259

* 60Hz versions available on request



Silent double stage belt driven compressors

Tankmounted Full Silent Range


Double stage piston compressors for intensive use, suitable for any workshop.

Top comfort
Metal canopy with insulating foam for noise reduction

User-friendly
Clear and nicely grouped control panel

Reliability
Strong proven pumps

Applications



Efficiency
Cooling with extra electric fan (on 7.5 and 10 hp versions)

B5900 LN 270 5.5
5.5 hp, 270 litres, silent

Model	Part number	L	Config	l/min	HP	kW	rpm	Volts	Bars	SPL dB(A)	LwA dB(A)	L x W x H (mm)	kg
B4900 LN 270 4	4116007010	270	F	425	4	3	1200	400/3/50	11	65	85	1600x630x1530	238
B5900 LN 270 5.5	4116007001	270	F	570	5.5	4	1200	400/3/50	11	67	87	1600x630x1530	248
B5900 LN 270 5.5 ST	4116007002	270	F	570	5.5	4	1200	400/3/50 YD	11	67	87	1600x630x1530	252
B5900 LN 500 5.5	4116007003	500	F	570	5.5	4	1200	400/3/50	11	67	87	2020x1000x1600	302
B5900 LN 500 5.5 ST	4116007004	500	F	570	5.5	4	1200	400/3/50 YD	11	67	87	2020x1000x1600	306
B6000 LN 500 7.5	4116007005	500	F	660	7.5	5.5	1150	400/3/50	11	68	88	2020x1000x1600	404
B6000 LN 500 7.5 ST	4116007006	500	F	660	7.5	5.5	1150	400/3/50 YD	11	68	88	2020x1000x1600	410
B7000 LN 500 10	4116007007	500	F	1050	10	7.5	1150	400/3/50	11	69	89	2020x1000x1600	442
B7000 LN 500 10 ST	4116007008	500	F	1050	10	7.5	1150	400/3/50 YD	11	69	89	2020x1000x1600	448

* 60Hz versions available on request




B7000 LN 500 T10 DRY
10 hp, 500 litres, silent + dryer



“All-in-one” integrated dryer



Easy access and maintenance



Cooling with extra electric fan (on 7.5 and 10 hp versions)

Model	Part number	L	Config	l/min	HP	kW	rpm	Volts	Bars	SPL dB(A)	LwA dB(A)	L x W x H (mm)	kg
B5900 LN 500 T 5.5 DRY	4116007040	500	F	570	5.5	4	1200	400/3/50	11	67	87	2020x1000x1600	302
B5900 LN 500 T 5.5 DRY ST	4116007041	500	F	570	5.5	4	1200	400/3/50 YD	11	67	87	2020x1000x1600	306
B6000 LN 500 T 7.5 DRY	4116007042	500	F	660	7.5	5.5	1150	400/3/50	11	69	89	2020x1000x1600	404
B6000 LN 500 T 7.5 DRY ST	4116007043	500	F	660	7.5	5.5	1150	400/3/50 YD	11	69	89	2020x1000x1600	410
B7000 LN 500 T 10 DRY	4116007044	500	F	1050	10	7.5	1150	400/3/50	11	71	91	2020x1000x1600	442
B7000 LN 500 T 10 DRY ST	4116007045	500	F	1050	10	7.5	1150	400/3/50 YD	11	71	91	2020x1000x1600	448

* 60Hz versions available on request





SMALL SILENT

*Extremely low noise levels
Suitable for airbrush guns.*





Lubricated silent compressors

The range is characterized by very low noise levels 38-43 dB (A), no vibration, piston pump and electric motor completely enclosed in a silent metal hood.

Applications



MINI 20



The whole range is supplied with oil separation filter



JUNIOR 30



PRO 50



External warning light for oil level check up


Model	Part number	L	Config.	l/min	Power	Volts	Bars	dB(A)	L x W x H (mm)	kg
MINI 20	8973005553	1.5	F	20	130 W	230/50	6	38	220x470x340	18.5
JUNIOR 30	8973005554	6	F	30	190 W	230/50	8	40	340x340x500	18.8
PRO 50	8973005552	9	F	50	340 W	230/50	8	43	350x350x500	24.4



Oil less silent compressors

Small and compact. Piston pumps with 4-pole low speed electric motor.

Applications



User-friendly

Pressure switch that turns the compressor off once the maximum pressure has been reached



Resistant and easy to handle



Safe and easy to carry without oil spillage



START SILENT O10P
1 hp, 6 litres, oil less

Easy to use

Pressure reducer with quick coupling

Model	Part number	Pump	L	Config.	l/min	HP	KW	RPM	Volts	Bars	dB(A)	L x W x H (mm)	Kg
START SILENT O10P	1121020390	Silent O10P	6	F	130	1	0.7	1450	230/50	8	66	420x330x430	15





cleanAIR

*Extremely low noise levels
Epoxy paint
Compact size.*





The constructive technology

cleanAIR

- Oil-free compression that ensures clean and oil-free air.
- Direct motor/pump unit connection with minimal transmission losses and optimal performance.
- Electric motor with automatic thermal protection for safe operation.
- High-capacity fan for optimum cooling.



CLR 15
1.5 HP, 2-cylinders



CLR 25
2.5 HP, 4-cylinders



CLR 20
2.0 HP, 2-cylinders



CNR 75-100
7.5-10 HP, 2-cylinders

cleanAIR and cleanAIR T

All CleanAIR compressors are designed for intensive use for up to 50% of the time.

The adsorption dryer versions (PDP -40°) equipped with silica gel remove any traces of humidity from the air.

Oil free

Internally coated vessels

Conformity
HTM 2022



CLR 15/50
1.5 hp, 50 litres



Silent and high efficient fan cooling



Absorption dryer
(only on versions CLEAN-AIR T)



CLR 15/25 T
1.5 hp, 25 litres, dryer



CLR 25/50 T
2.5 hp, 50 litres, dryer

Without dryer														
Model	Part number	Units No.	Air intake	FAD @ 5bar	Motor		rpm	Voltage	Tank	Config	Press.	Noise level	Dimensions	Weight
			l/min	l/min	HP	kW		V/Hz/Phases	L		BAR	dB(A)		
CLR 15/25	4116 0922 55	1-2	240	125	1.5	1.1	1400	230/1/50	25	F	8	70.8	470x430x665	31
CLR 15/50	4116 0922 59	1-2	240	125	1.5	1.1	1400	230/1/50	50	F	8	70.8	450x470x850	36
CLR 20/25	4116 0922 57	2-3	350	155	2.0	1.5	1400	230/1/50	25	F	8	73.6	470x470x700	49
CLR 20/50	4116 0922 61	2-3	350	155	2.0	1.5	1400	230/1/50	50	F	8	73.6	450x470x850	40
CLR 25/50	4116 0922 89	4-5	480	240	2.5	2	1400	230/1/50	50	F	8	77	640x470x890	52

* 60Hz versions available on request

With dryer														
Model	Part number	Units No.	Air intake	FAD @ 5bar	Motor		rpm	Voltage	Tank	Config	Press.	Noise level	Dimensions	Weight
			l/min	l/min	HP	kW		V/Hz/Phases	L		BAR	dB(A)		
CLR 15/25 T	4116 0922 56	1-2	240	125	1.5	1.1	1400	230/1/50	25	F	8	70.8	525x470x665	43
CLR 15/50 T	4116 0922 60	1-2	240	125	1.5	1.1	1400	230/1/50	50	F	8	70.8	600x470x850	47
CLR 20/25 T	4116 0922 58	2-3	350	155	2.0	1.5	1400	230/1/50	25	F	8	73.6	550x470x700	50
CLR 20/50 T	4116 0922 62	2-3	350	155	2.0	1.5	1400	230/1/50	50	F	8	73.6	600x470x850	54
CLR 25/50 T	4116 0922 90	4-5	480	240	2.5	2	1400	230/1/50	50	F	8	77	640x470x890	60

* 60Hz versions available on request



Versions with silencing box

cleanAIR S

cleanAIR ST

The silent hood reduces the noise up to 10 decibels for even quieter and more comfortable operation. The cutting edge design ensures efficient cooling, low operating temperatures and long service life.

Applications



Comfort
Silent cover
for quiet operations



CLR 15/30 S
1.5 HP, 30 litres, silent



CLR 20/30 ST
2.0 hp, 30 litres, silent, dryer



Completely oil free pump unit



Pump unit mounted on anti-vibration devices



Cyclone separator as standard (only on versions with dryer)

Model	Part number	Units No.	Air intake		Motor		rpm	Voltage	Tank	Config	Press.	Noise level	Dimensions	Weight
			l/min	FAD @ 5bar l/min	HP	kW								
CLR 15/30 S	4116 0922 67	1-2	240	125	1.5	1.1	1400	230/1/50	30	F	8	64.1	650x440x760	68
CLR 20/30 S	4116 0922 69	2-3	350	155	2.0	1.5	1400	230/1/50	30	F	8	64.1	650x440x760	72
CLR 15/30 S T	4116 0922 68	1-2	240	125	1.5	1.1	1400	230/1/50	30	F	8	64.1	730x440x760	75
CLR 20/30 S T	4116 0922 70	2-3	350	155	2.0	1.5	1400	230/1/50	30	F	8	64.1	730x440x760	79

* 60Hz versions available on request


cleanAIR CNR



CNR 75/BM
7.5 HP, silent



High efficient cooling



Complete silence




CNR 100/270
10 HP, 270 litres, silent



Electronic controller

Model	Part number	FAD @ 7bar		Motor		rpm	Voltage		Tank L	Config	Press. BAR	Noise level dB(A)	Dimensions L x W x H mm	Weight Kg
		l/min	HP	kW	V/Hz/Phases									
CRN 75/BM	8115 4656 87	660	7.5	5.5	1500	400/3/50	-	F	10	62	1442x808x1752	244		
CRN 100/BM	8115 4754 39	930	10	7.5	1500	400/3/50	-	F	10	64	1442x808x1752	256		
CRN 75/270	8115 4656 95	660	7.5	5.5	1500	400/3/50	270	F	10	62	1752x808x1315	319		
CRN 100/270	8115 4754 62	930	10	7.5	1500	400/3/50	270	F	10	64	1752x808x1315	331		
CRN 75/500	8115 4657 03	660	7.5	5.5	1500	400/3/50	500	F	10	62	1984x808x1457	364		
CRN 100/500	8115 4754 96	930	10	7.5	1500	400/3/50	500	F	10	64	1984x808x1457	376		

* 60Hz versions available on request





engineAIR

*Easy to use and move
Extremely low noise levels*





engineAIR

Mobile compressors with internal combustion engine

Able to continuously supply compressed air to multiple tools, even for long usage periods. Fully independent of electric power supplies, providing full availability of compressed air in all circumstances.


Safety
Sturdy metal grid that protects all moving parts.



Device that reduces the engine speed for no load run



Honda, lead-free gasoline internal combustion engine



engineAIR
4/100 Petrol

engineAIR
5/50 Petrol

engineAIR
5/100 Petrol

Comfort
Large pneumatic wheels and long handle for easy handling on any ground condition

Model	Part number	Pump	LT	Config	l/min	HP	KW	RPM	bars	dB(A)	Lw(A)	L x W x H mm	Kg
engineAIR 4/100 Petrol	4116002086	PAT24B	100C	C	281	3.5	2.6	1380	10	72	96	1090x420x1030	71
engineAIR 5/50 Petrol	4116002087	PAT38B	50C	C	348	4.8	3.6	1060	10	72	96	1000x410x870	73
engineAIR 5/100 Petrol	4116002088	PAT38B	100C	C	348	4.8	3.6	1060	10	72	96	1090x420x1030	94
engineAIR 5/200 Petrol	4116002089	PAT38B	200C	C	348	4.8	3.6	1060	10	72	96	1500x450x1100	120

* 60Hz versions available on request

VERSIONS WITH PETROL ENGINE

Metal rollbar
Full protection
Easy to handle and move

Ergonomic handle and large pneumatic wheels for easy handling on hard grounds

Easy to install
Pre-installed: simply connect it to a tank and it's ready for use.



engineAIR
5/11+11R Petrol

engineAIR
7/25+25R Petrol



All components are protected by the tubular "Roll Bar" steel structure



Two direct outputs and a regulated output for a large number of uses

Model	Part number	Pump	LT	Config	l/min	HP	KW	RPM	bars	dB(A)	Lw(A)	L x W x H mm	Kg
engineAIR 5/11+11 Petrol	4116002090	PAT38B	11+11C	C	348	4.8	3.6	1060	10	72	96	1070x770x1040	70
engineAIR 5/11+11R Petrol	4116002091	PAT38B	11+11C	C	348	4.8	3.6	1060	10	72	96	1070x770x1040	70
engineAIR 7/25+25R Petrol	4116022690	B5900B	25+25C	C	570	7.1	5.3	1200	10	72	96	1235x835x1100	143

* 60Hz versions available on request



Stationary compressors with internal combustion engines

Lombardini Diesel engine, low fuel consumption, electric starter



Exhaust extension Kit for indoor use or in closed motor vehicles*

Honda gasoline engine, low noise, increased reliability, electric start



Engine/unit base installed on 4 anti-vibration rubber dampers for less vibrations, reduced noise and longer service life (only on Diesel models)



engineAIR
7/270 Diesel

LED control panel with battery charge level and oil overpressure indicators



engineAIR
7/270 Petrol

Model	Part number	Fuel	Electric starter**	Pump	LT	Config.	l/min	HP	KW	RPM	bars	dB(A)	Lw(A)	L x W x H mm	Kg
engineAIR 7/270 Petrol	4116022691	Gasoline	x	B5900B	270F	F	476	7.1	5.3	1000	14	80	104	1395x745x1500	223
engineAIR 11/270 Petrol	4116022692	Gasoline	x	B6000	270F	F	741	10.7	8.2	1300	14	80	104	1395x745x1500	235
engineAIR 8/270 Diesel	4116022693	Diesel	x	B6000	270F	F	630	7.5	5.5	1100	14	86	110	1395x745x1500	239
engineAIR 11/270 Diesel	4116022694	Diesel	x	B7000	270F	F	990	10.9	8.2	1065	14	86	110	1395x745x1500	258

* 60Hz versions available on request

* Exhaust extension Kit for indoor use or in closed vehicles. For diesel engines Part number 8973000423. For petrol engines Part number 8973000422.

** ELECTRIC STARTER DOES NOT INCLUDE BATTERY AND CONNECTION CABLES

engineAIR
11 Diesel



Model	Part number	Fuel	Electric starter **	Group	LT	l/min	Config	HP	KW	RPM	bars	dB(A)	Lw(A)	L x W x H mm	Kg
engineAIR 4 Petrol	4116002092	Gasoline	-	PAT24B	Stationary base	281	F	3.5	2.6	1380	10	72	95.7	860x490x750	57
engineAIR 5 Petrol	4116002093	Gasoline	-	PAT24B	Stationary base	348	F	4.8	3.6	1060	10	72	95.8	860x490x750	63
engineAIR 7 Petrol	4116002073	Gasoline	x	B5900B	Stationary base	476	F	7.1	5.3	1000	14	80	103.7	1200x685x880	117
engineAIR 11 Petrol	4116002074	Gasoline	x	B6000	Stationary base	741	F	10.7	8.2	1300	14	80	104.4	1200x685x880	128
engineAIR 12 Petrol	4116002082	Gasoline	x	B7000	Stationary base	893	F	11.7	8.8	960	11	80	104.4	1200x685x880	142
engineAIR 8 Diesel	4116002075	Diesel	x	B6000	Stationary base	630	F	7.5	5.5	1100	14	86	110.2	1200x685x880	142
engineAIR 11 Diesel	4116002076	Diesel	x	B7000	Stationary base	990	F	10.9	8.2	1065	14	86	109.8	1200x685x880	151
engineAIR 12 Diesel	4116002083	Diesel	x	B7000	Stationary base	1050	F	12	9	1100	11	86	109.8	1200x685x880	154


* 60Hz versions available on request



BlengineAIR 11/270
Diesel 2.2 KvA



BlengineAIR 8
Diesel 2.2 KvA



The two-in-one solution with smaller footprint. One single powerful diesel engine able to provide both compressed air and electricity. Highly efficient pump unit and 230 volt power generator, all in one.





Model	Part number	Fuel	Electric starter**	Group	LT	Config.	l/min	HP	KW	RPM	bars	dB(A)	Lw(A)	L x W x H mm	Kg
Bl engineAIR 8 Diesel 2.2 KvA	4116002077	Diesel	x	B4900	Stationary base	F	408	7.5	5.5	1150	14	86	110.2	1200x685x880	157
Bl engineAIR 11 Diesel 2.2 KvA	4116002078	Diesel	x	B6000	Stationary base	F	570	10.9	8.2	1000	14	86	109.8	1200x685x880	184
Bl engineAIR 12 Diesel 3 KvA	4116002084	Diesel	x	B7000	Stationary base	F	1000	12	9	1050	11	86	109.8	1200x685x880	201
Bl engineAIR 8/270 Diesel 2.2 KvA	4116022695	Diesel	x	B4900	270F	F	408	7.5	5.5	1150	14	86	110	1395x745x1500	265
Bl engineAIR 11/270 Diesel 2.2 KvA	4116022696	Diesel	x	B6000	270F	F	570	10.9	8.2	1000	14	86	110	1395x745x1500	270

* 60Hz versions available on request

* Exhaust extension Kit for indoor use or in closed vehicles. For diesel engines Part number 8973000423. For petrol engines Part number 8973000422.

** ELECTRIC STARTER DOES NOT INCLUDE BATTERY AND CONNECTION CABLES





PISTON PUMPS

Reliability
Long service life
Low operating temperatures
Efficiency



Specifications

- Cylinders and heads in die-cast aluminium.
- Special stainless steel valves for higher output.
- Forced cooling and piped on the hottest parts.

Oil less direct driven electric compressors units







Characterised by the absence of lubricating oil within the pump unit. The moving parts (piston and shaft) shall take special constructive solutions and materials with low friction coefficient and high resistance to wear and tear for which do not require lubrication during operation.



O10P



O20P

Type	Part number	 Cylinders	 Stages	 l/min	HP	 KW	RPM	 Volts/Hz	 bars
O10P	1122010330	1	1	130	1	0.7	1450	230/50	8
O20P	1122010328	1	1	230	2	1.5	2850	230/50	8

Specifications

- Low current consumption.
- Single phase electric motor with overheating thermal protection.
- Robust, light and compact.
- Final testing of all the parts.

Lubricated direct driven electric compressors units

A special lubrication system, called “agitation”, ensures oil circulation within the pump unit, providing an optimal lubrication of moving mechanical parts.



L20









L25P



L30P



V30

Type	Part number	 Cylinders	 Stages	 l/min	HP	 KW	RPM	 Volts/Hz	 bars
L20	1129100245	1	1	190	2	1.5	2850	230/50	8
L25P	1129100338	1	1	270	2.5	1.9	2850	230/50	10
L30P	1129100409	1	1	310	3	2.2	2850	230/50	10
V30	1122020717	2	1	330	3	2.2	1450	230/50	10
	400/50								

Specifications

- Die-cast aluminium heads with large cooling fins for better cooling.
- Larger oil case for better lubrication.
- Special valve plates with higher resistance to wear and tear.

Single stage belt driven compressor units









Characterised by pump units with die-cast aluminium or cast iron cylinders and heads with large cooling fins and end headers for more efficient cooling, which improves the volumetric output of the compressor.



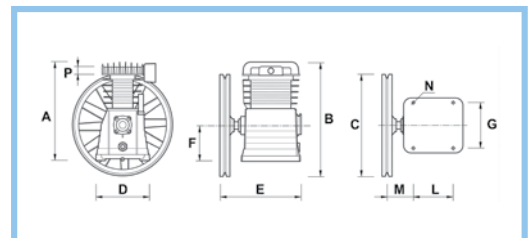
PAT24 / PAT24B



PAT38 / PAT38B

Model	Part number	Multiple Part number	QTY Multiple	 Cylinders	 Stages	 l/min	 HP	 KW	 RPM	 Volts/Hz	 bars
PAT 24	4116090299	4116091283	47	2	1	255	2	1.5	1075	-	10
PAT 24B	4116090300	4116091284	47	2	1	255	2	1.5	1075	-	10
						320	3	2.2	1300	-	10
PAT 38	4116090301	4116091285	28	2	1	393	3	2.2	1050	-	10
PAT 38B	4116090302	4116091286	28	2	1	393	3	2.2	1050	-	10
						486	4	3	1300	-	10

Part number	Pump	A	B	C	D	E	F	G	L	M	N	P
4116090299	PAT24	300	350	330	187	256	96.5	162	132	77.5	9	3/8"
4116090300	PAT24B	300	350	330	187	256	96.5	162	132	77.5	9	3/4"
4116090301	PAT38	362	415	390	189	261	123	156	140	91	8.5	1/2"
4116090302	PAT38B	362	415	390	189	261	123	156	140	91	8.5	3/4"



Specifications

- Powerful, silent and safe.
- Suitable for heavy-duty applications.
- Designed for very long life span.
- Low energy consumption.
- Double stage pumps with intermediate cooling between the two compression stages.

Double stage belt driven compressor units

The air is compressed during the first phase, cooled, and then compressed again during a second phase, allowing the pump units to produce extremely high outputs.



B4900



B6000



B7000



B5900B



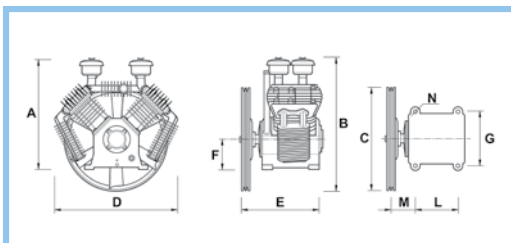
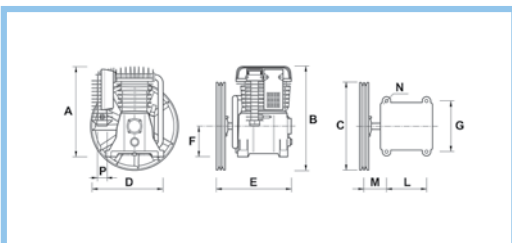
BV8900



B7900

Model	Part number	Multiple Part number	QTY Multiple	Cylinders	Stages	l/min	HP	KW	RPM	Volts/Hz	bars
B 4900	4116090007	4116090118	30	2	2	514	4	3	1400	-	11
B 4900B	4116090122	4116090111	30	2	2	514	4	3	1400	-	11
B 5900B	4116090252	4116090133	15	2	2	653	5.5	4	1400	-	11
B 6000	4116090254	4116090160	15	2	2	660	5.5	4	1100	-	11
						827	7.5	5.5	1400		
B 7000	4116090261	-	-	2	2	1023	7.5	5.5	1100	-	11
						1210	10	7.5	1300		
						950	7.5	5.5	750		
B 7900	4116090253	-	-	2	2	1130	10	7.5	900	-	11
						2016	15	11	800		
BV 8900	4116090001	-	-	4	2	2400	20	15	950	-	11
						2770	25	18.5	1100		

Part number	Pump	A	B	C	D	E	F	G	L	M	N	P
4116090007	B4900	364	413	350	280	310	126.5	174	146	105	10.5	1"
4116090252	B5900B	405	490	430	320	345	131	190	170	110	10.5	1-1/4"
4116090254	B6000	445	510	430	350	360	150	248	198	112	13	1-1/4"
4116090261	B7000	560	600	430	500	415	175	290	240	122	15	1-1/4"
4116090253	B7900	615	670	430	500	410	160	288	230	110	14	1-1/4"
4116090001	BV8900	670	790	630	780	525	195	350	310	155	15	1"







PNEUMATIC ACCESSORIES AND TOOLS

Pneumatic accessories kits
Pneumatic tools and accessories
Tubes
Couplings





Pneumatic tools and accessories

A complete line of pneumatic tools and accessories in blister

- Eye catching with high visual impact display.
- The blister shows and enhances the product and catches the attention.
- A wide range of products for all professional and DIY applications application of compressed air.
- A wide choice of models for every single item category.
- A full line of accessories and fittings.
- Space-saving modular displays.



Indication of the pneumatic system to be used with the tool (lubricated, filtered, direct)



Clear technical data marked with symbols and expressed in European and Anglo-Saxon units of measurement



Examples of use are shown through drawings and illustrations available in 6 different European languages



Indication and reference to the diameter and type of coupling



Spare parts and accessories with indication of the reference product



Compressor connection diagram



Product definition in another 15 languages in addition to the 6 languages indicated on the blister

- | | | | | | | |
|----|----|----|----|-----|----|-----|
| F | D | NL | I | GB | E | P |
| PL | CZ | H | HR | SLO | SK | FIN |
| S | DK | N | GR | RUS | TR | AR |

Pneumatic tools kits



Description	Part number	Ean code
Kit 5 PCs. - blister Airbrush gun upper tank 1/2 l - Inflating gun - Nebulizer - Spiral tube (5 m) - Blowgun - Quick coupling	8973005547	8024900509977



Description	Part number	Ean code
Kit 5 PCs. - blister Airbrush top tank 1 l - Inflating gun - Nebulizer - Spiral tube (5 m) - Blowgun - Quick coupling	8973005546	8024900509984

Pneumatic tools kits



Description	Part number	Ean code
Kit 5 PCs. - box Airbrush lower tank 1 l - Inflating gun - Nebulizer - Spiral tube (5 m) - Blowgun - Quick coupling	8973005189	802490004885



Description	Part number	Ean code
Pneumatic Kit 34 PCs. - Screw gun - Chiselling hammer with 4 chisels - Ratchet wrench with sockets and extensions - Straight grinder with grinding wheels	8973005156	8024900002379

Pneumatic tools kits



Description	Part number	Ean code
<p>Pneumatic Kit 71 PCs.</p> <ul style="list-style-type: none"> - Pulse screwer - Trimming hammer with 3 chisels - 3/8 "ratchet wrench with sockets and extensions - Straight grinder with grinding wheels - blowgun, - inflating gun - various accessories 	<p>8973005055</p>	<p>8024900004823</p>

Pneumatic tools and accessories



Description	Part number	Ean code	Air consumption		Working pressure bar	Speed/torque	Weight
			l/min	Config.			
1/2" impact wrench with 4 bushes	8973005871	8024900004946	250	8.8	6	345 Nm	2.6



Description	Part number	Ean code	Air consumption		Press. pressure bar	Speed/torque	Weight
			l/min	Config.			
1/2" ratchet wrench	8973005919	8024900006094	115	4	6	40 Nm	1.2



Description	Part number	Ean code	Air consumption		Working pressure bar	Speed/torque	Weight
			l/min	Config.			
Reversible drill with self-locking spindle	8973005901	8024900004953	130	4.6	6	1400 RPM	1.1



Description	Part number	Ean code	Air consumption		Working pressure bar	Speed/torque	Weight
			l/min	Config.			
Trimming hammer with 4 hex fitting chisels	8973005872	8024900004960	130	4.6	6	4500 strokes/min	1.6



Description	Part number	Ean code	Air consumption		Working pressure bar	Speed/torque	Weight
			l/min	Config.			
Orbital Sander	8973005902	8024900000993	240	8.5	6	18,000 RPM	1.7

Pneumatic tools and accessories

Description	Part number	Ean code	Air consumption		Press. pressure bar	Speed/torque	Weight
			l/min	Config.			
Orbital sander 90x60 mm	8973005578	8024900005912	240	8.5	6	8,000 RPM	2



Description	Part number	Ean code	Air consumption		Press. pressure bar	Speed/torque	Weight
			l/min	Config.			
Die grinder with 5 wheels	8973005911	8024900005608	240	8.5	6	20,000 RPM	0.5



Description	Part number	Ean code
Set of bushes for 1/2" wrench (10, 11, 13, 14, 15, 17, 19, 22, 24, 27 mm)	8973005437	8024900004892



Description	Part number	Ean code
4 chisels - hex fitting	8973005850	8024900005783




Description	Part number	Ean code
Spring for trimming hammer	8973005853	8024900005479



Nailers and accessories



Description	Part number	Ean code	Air consumption		Working pressure bar	Speed/torque	Weight
			l/min	Config.			
Stapler/Riveting machine combi staples from 13 to 28 mm nails from 10 to 32 mm	8973005917	8024900005899	0.4	7	1.3	189.10	1.2



Description	Part number	Ean code
Staples 10 mm (2400 PCs)	8973005847	8024900005745
Staples 13 mm (1600 PCs)	8973005848	8024900005875
Staples 22 mm (800 PCs)	8973005845	8024900005691



Description	Part number	Ean code
15 mm nails (1200 PCs.)	8973005849	8024900005844
25 mm nails (800 PCs.)	8973005846	8024900005592

Airbrush/painting guns

Description	Part number	Ean code	Air consumption l/min	Config.	Working pressure bar	Feed type. Paint	Tank LT	Cup closing type	Nozzle
Airbrush hobby Ø 0.4 mm	8973005884	8024900006285	15	0.5	3	Lower tank	22/50cc	Screw	0.4



Description	Part number	Ean code	Air consumption l/min	Config.	Working pressure bar	Feed type. Paint	Tank LT	Cup closing type	Nozzle
Airbrush for precision work 0.25 lt	8973005904	8024900005929	60	2.1	3	Lower tank	0.25	Screw	0.5



Description	Part number	Ean code	Air consumption l/min	Config.	Working pressure bar	Feed type. Paint	Tank LT	Cup closing type	Nozzle
Airbrush lower tank 1 l Ø 1.4 mm	8973005903	8024900006292	200	7.1	4	Top Tank	1	Bayonet	1.4



Description	Part number	Ean code	Air consumption l/min	Config.	Working pressure bar	Feed type. Paint	Tank LT	Cup closing type	Nozzle
Airbrush top tank 0.5 l Ø 1.5 mm	8973005877	8024900005127	200	7.1	3	Lower tank	0.5	Screw	1.5



Description	Part number	Ean code	Air consumption l/min	Config.	Working pressure bar	Feed type. Paint	Tank LT	Cup closing type	Nozzle
Airbrush top tank for first layers 0.5 lt Ø 2,5 mm	8973005874	8024900006278	250	8.8	3.5	Lower tank	0.5	Screw	2.5



Airbrush/painting guns



Description	Part number	Ean code	Air consumption l/min	Config.	Working pressure bar	Feed type. Paint	Tank LT	Cup closing type	Nozzle
Airbrush Low press. 1 l Ø 1,4 mm	8973005906	8024900006315	200	7.1	3	Lower tank	1	Screw	1.4



Description	Part number	Ean code	Air consumption l/min	Config.	Working pressure bar	Feed type. Paint	Tank LT	Cup closing type	Nozzle
Prof. airbrush 1 l Ø 1.8 mm	8973005905	8024900006308	300	10.6	3.5	Lower tank	1	Autoclave	1.8

Accessories and protection face masks

Description	Part number	Ean code
Ø 0.5 mm nozzle for airbrush Part number 8973005904	8973005893	8024900006162
Ø 1.5 mm nozzle for airbrush Part number 8973005874	8973005894	8024900006100
Ø 2.5 mm nozzle for airbrush Part number 8973005874	8973005896	8024900006124
Ø 1.8 mm nozzle for airbrush Part number 8973005905	8973005895	8024900005981



Description	Part number	Ean code
Protective masks not EPI (4 PCs)	8973005885	8024900005721



Description	Part number	Ean code
Professional mask with 2 filters (CE)	8973005863	8024900005721



Description	Part number	Ean code
Mask filter, class A – Type1 (organic gases)	8973005858	8024900004984
Mask filter, class B – Type2 (acid gases, halogens)	8973005859	8024900004991



Tools for inflating/sanding/greasing/washing



Description	Part number	Ean code	Air consumption l/min	Config.	Working pressure bar
Vacuum cleaner (in box)	8973005442	8024900006117	120	4.2	6



Description	Part number	Ean code	Air consumption l/min	Config.	Working pressure bar
Air dusting gun with variable air flow	8973005909	8024900005400	220	7.8	4



Description	Part number	Ean code	Air consumption l/min	Config.	Working pressure bar
Air dusting gun	8973005865	8024900005110	150	5.3	4



Description	Part number	Ean code	Air consumption l/min	Config.	Working pressure bar
Air dusting gun (extended)	8973005867	8024900005202	150	5.3	4



Description	Part number	Ean code	Air consumption l/min	Config.	Working pressure bar
Plunger gun (in box)	8973005525	8024900005066	150	5.3	6



Description	Part number	Ean code	Air consumption l/min	Config.	Working pressure bar
Air/water wash gun	8973005918	8024900005004	180	6.4	6

Tools for blowing/sanding/greasing/washing

Description	Part number	Ean code	Air consumption		Working pressure bar
			l/min	Config.	
1 L spray nozzle	8973005880	8024900005509	250	8.8	6



Description	Part number	Ean code	Air consumption		Working pressure bar
			l/min	Config.	
Sandblasting gun	8973005914	8024900005011	250	8.8	8
Nozzle for sandblasting gun X 2	8973005857	8024900005028	-	-	-



Description	Part number	Ean code	Air consumption		Working pressure bar
			l/min	Config.	
Sandblasting gun Professional with dip tube	8973005878	8024900005035	250	8.8	8



Description	Part number	Ean code	Air consumption		Working pressure bar
			l/min	Config.	
Underbody coating gun	8973005907	8024900005998	250	8.8	4



Description	Part number	Ean code	Air consumption		Working pressure bar
			l/min	Config.	
Pneumatic greaser	8973005459	8024900005042	100	3.5	6



Inflating tools



Description	Part number	Ean code	Air consumption l/min	Config.	Working pressure bar
Inflating gun with Inflating Kit 3 PCs.	8973005910	8024900005165	100	3.5	10



Description	Part number	Ean code	Air consumption l/min	Config.	Working pressure bar
Approved inflating gun	8973005883	8024900005776	100	3.5	10



Description	Part number	Ean code	Air consumption l/min	Config.	Working pressure bar
Inflating Kit 3 PCs.	8973005854	8024900005455	-	-	-

Tubes

Description	Part number	Ean code	ø	Length m	Maximum pressure bar	Material	Output type
Nylon spiral tube 6x8 (5 m) bayonet	8973005472	8024900006193	6x8	5.0	8	Nylon	Bayonet



Description	Part number	Ean code	ø	Length m	Maximum pressure bar	Material	Output type
Nylon spiral tube 6x8 (5 m) universal quick couplings	8973005473	8024900006230	6x8	5.0	8	Nylon	Rapid



Description	Part number	Ean code	ø	Length m	Press. Max bar	Material	Output type
Nylon spiral tube 6x8 (10 m) bayonet	8973005474	8024900006209	6x8	10.0	8	Nylon	Bayonet



Description	Part number	Ean code	ø	Length m	Maximum pressure bar	Material	Output type
Nylon spiral tube 6x8 (10 m) universal quick couplings	8973005519	8024900002423	6x8	10.0	8	Nylon	Rapid



Description	Part number	Ean code	ø	Length m	Maximum pressure bar	Material	Output type
Nylon spiral tube 6x8 (15 m) bayonet	8973005475	8024900006216	6x8	15.0	8	Nylon	Bayonet



Description	Part number	Ean code	ø	Length m	Maximum pressure bar	Material	Output type
Nylon spiral tube 6x8 (15 m) universal quick couplings	8973005520	8024900002430	6x8	15.0	8	Nylon	Rapid



Tubes



Description	Part number	Ean code	ø	Length m	Maximum pressure bar	Material	Output type
Reinforced transparent hose (7.5 m) 6x11 universal quick couplings	8973005477	8024900005394	6x11	7.5	20	PVC reinforced transparent	Rapid



Description	Part number	Ean code	ø	Length m	Maximum pressure bar	Material	Output type
Rubber hose (10 m) 6x11 bayonet	8973005478	8024900005059	6x11	10.0	20	Black PVC	Bayonet



Description	Part number	Ean code	ø	Length m	Maximum pressure bar	Material	Output type
Rubber hose (10 m) 6x11 universal quick couplings	8973005521	8024900002447	6x11	10.0	20	Black PVC	Rapid



Description	Part number	Ean code	ø	Length m	Maximum pressure bar	Material	Output type
Reinforced transparent hose (15 m) 6x11 without couplings	8973005479	8024900005967	6x11	15.0	20	PVC reinforced transparent	-



Description	Part number	Ean code	ø	Length m	Maximum pressure bar	Material	Output type
Rubber hose (20 m) 6x11 bayonet	8973005480	8024900006186	6x11	20.0	20	Black PVC	Bayonet

Tubes

Description	Part number	Ean code	ø	Length m	Maximum pressure bar	Material	Output type
Rubber hose (20 m) 6×11 universal quick couplings	8973005522	8024900002454	6×11	20.0	20	Black PVC	Rapid



Description	Part number	Ean code	ø	Length m	Maximum pressure bar	Material	Output type
Reinforced transparent hose (7.5 m) 8×13 universal quick couplings	8973005026	8024900006155	8×13	7.5	20	PVC reinforced transparent	Rapid



Description	Part number	Ean code	ø	Length m	Maximum pressure bar	Material	Output type
Rubber hose (10 m) 8×13 universal quick couplings	8973005908	8024900005677	8×13	10.0	20	Black PVC	Rapid



Description	Part number	Ean code	ø	Length m	Maximum pressure bar	Material	Output type
Hose reel (20 m) 6×11 with universal coupling	8973005482	8024900006063	6×11	20.0	20	PVC reinforced transparent	Rapid



Connection fittings



Description	Part number	Ean code
Fitting 1/4" M-1/4" M	8973005810	8024900005264
Fitting 3/8" M-3/8" M	8973005831	8024900005790



Description	Part number	Ean code
Fitting reduction 3/8" M-1/4" F	8973005889	8024900005752
Fitting reduction 1/8" M-1/4" F	8973005890	8024900005622
Fitting reduction 1/4" M-3/8" F	8973005891	8024900005615



Description	Part number	Ean code
Reduction fitting 3/8" M-1/2" M	8973005892	8024900005813



Description	Part number	Ean code
Sleeve 1/4" F-1/4" F	8973005839	8024900005738



Description	Part number	Ean code
3-way connector 2x1/4" F - 1/4" M - 1/2" M	8973005841	8024900005684

Bayonet couplings


Description	Part number	Ean code
Fitting junction with 2 milled nuts	8973005825	8024900005332



Description	Part number	Ean code
Milled nut 1/4" F - 2 pcs.	8973005813	8024900005325



Description	Part number	Ean code
T-shaped fitting with 3 milled nuts	8973005829	8024900005288



Description	Part number	Ean code
Bayonet fitting 1/4 "M	8973005811	8024900005370



Description	Part number	Ean code
Fitting with milled nut 1/4" M	8973005811	8024900005370



Description	Part number	Ean code
Seals for bayonet fittings 10 PCs.	8973005915	8024900005578



Quick couplings



Description	Part number	Ean code
Threaded quick coupling 1/4" M (D)	8973005814	8024900005073
Threaded quick coupling 3/8" M (D)	8973005818	8024900005196
Threaded quick coupling 1/2" M (D)	8973005835	8024900005837



Description	Part number	Ean code
Threaded quick coupling 1/4" F (D)	8973005815	8024900005103
Threaded quick coupling 3/8" F (D)	8973005836	8024900005769



Description	Part number	Ean code
Quick Coupling adapter/Bayonet coupling	8973005524	8024900005424



Description	Part number	Ean code
Quick coupling with bayonet fitting (D)	8973005827	8024900005233



Description	Part number	Ean code
Universal threaded quick tap 1/4" M	8973005816	8024900005080
Universal threaded quick tap 3/8" M	8973005819	8024900005257
Universal threaded quick tap 1/2" M	8973005826	8024900005172



Description	Part number	Ean code
Universal quick tap 1/4" F	8973005817	8024900005097
Universal quick tap 3/8" F	8973005820	8024900005271

Hose fittings

Description	Part number	Ean code
Bayonet Resca Ø 6x11 mm 2 PCs and clamps	8973005821	8024900005219
Bayonet Resca Ø 8x13 mm 2 PCs and clamps	8973005830	8024900005141



Description	Part number	Ean code
Quick resca coupling Ø 8 x 13 mm (D) with clamp	8973005837	8024900005189
Quick resca coupling Ø 6 x 11 mm (D) with clamp	8973005823	8024900005134



Description	Part number	Ean code
Double junction Ø 6x11 mm with clamps	8973005887	8024900005486
Resca double junction Ø 8x13 mm with clamps	8973005888	8024900005363



Description	Part number	Ean code
Universal resca quick tap Ø 6x11 mm	8973005824	8024900006247
Universal resca quick tap Ø 8x13 mm	8973005838	8024900005240



Description	Part number	Ean code
Hose clamps Ø 6x11 mm 6 PCs.	8973005822	8024900005523
Hose clamps Ø 8x13 mm 6 PCs.	8973005833	8024900005806



Description	Part number	Ean code
Quick coupling assembly Kit for tube Ø 6x11 mm	8973005828	8024900005349
Quick coupling assembly Kit for tube Ø 8x13 mm	8973005834	8024900005301



Hose fittings



Description	Part number	Ean code
Resca fitting Ø 6x11 mm 1/4" F 2 PCs	8973005886	8024900005936



Description	Part number	Ean code
Inflation head for Michelin type car tyres	8973005842	8024900005158



Description	Part number	Ean code
Resca fitting Ø 6x11 mm 1/4" M 2 PCs	8973005912	8024900005851

Air receivers

Description	Part number	Ean code
5.5 l tank with pressure gauge	2901324715	8024900000207



Description	Part number	Ean code
14 l tank with pressure gauge	2901324717	8024900000214



Description	Part number	Ean code
24 l tank with pressure gauge	2901324718	8024900000221



Accessories



Description	Part number	Ean code
Oil mist lubricator 1/4" F-1/4" F	8973005868	8024900005554



Description	Part number	Ean code
Purifying filter "F-1/4" F	8973005870	8024900005516



Description	Part number	Ean code
Mini lubricator 1/4" F	8973005852	8024900005431



Description	Part number	Ean code
Pressure regulator with filter 1/4" F	8973005869	8024900006261



Description	Part number	Ean code
Pressure regulator with filter 3/8" F + 2 universal quick couplings	8973005916	8024900005653



Description	Part number	Ean code
Micro pressure reducer 1/4" F with universal quick coupling	8973005861	8024900006254



Description	Part number	Ean code
Filter reducer and lubricator 1/4" F	8973005898	8024900005646



Description	Part number	Ean code
Sealing compound	8973005856	8024900006131

Accessories

Description	Part number	Ean code
Teflon tape	8973005855	8024900005561



Description	Part number	Ean code
1-way single/phase pressure gauge 10 bars 1/4" F	8973005570	8024900005318
4-way single/phase pressure gauge 10 bars 3/8" F + 3 x 1/4" M	8973005897	8024900005493



Description	Part number	Ean code
Pressure gauge for pressure reducers 10 bar 1/4" M + 1/8" M	8973005844	8024900005417



Description	Part number	Ean code
Line taps with milled nut 1/4" M	8973005569	8024900005356



Description	Part number	Ean code
Condensate drain taps 1/4" M	8973005840	8024900005530
Condensate drain taps 3/8" M	8973005843	8024900005387



Description	Part number	Ean code
Air filter 3/8" M	8973005860	8024900005448



Description	Part number	Ean code
Oil for compressors and tools	1630020700	8024900004878





PROFESSIONAL pneumatic tools

Ideal for assembly and disassembly of tyres and other works of the workshop. Pistol grip, straight and adjustable clutch screwdrivers, Ratchet wrenches ideal for use in critical points. Compact tools with ergonomic hand grip for easy use.

Ratchet wrench 1/4"

For use in critical points.



Part number	Ean code	Air consumption l/min	Working pressure bar	Tightening torque Nm	Air fitting	Cabinet fitting	Weight
8973005414	9004292840215	71	7.0	27	1/4"	1/4"	0.6

Ratchet wrench 1/2" with set of bushes

Complete with set of 10/11/12/13/15/17/19 bushes, 2 extensions and universal adaptor.



Part number	Ean code	Air consumption l/min	Working pressure bar	Tightening torque Nm	Air fitting	Cabinet fitting	Weight
8973005415	9004292337869	114	7.0	60	1/4"	1/2"	2.6

Ratchet wrench 1/2"

For heavy-duty applications.



Part number	Ean code	Air consumption l/min	Working pressure bar	Tightening torque Nm	Air fitting	Cabinet fitting	Weight
8973005416	9004292813424	114	7.0	80	1/4"	1/2"	1.2

Impact wrench 1/2" fitting with set of bushes

Completed with a set of 10 bushes (9/27).



Part number	Ean code	Air consumption l/min	Working pressure bar	Tightening torque Nm	Air fitting	Cabinet fitting	Weight
8973005411	9004292400105	120	7.0	310	1/4"	1/2"	4.5
Accessories							
8973005974	9004292409146	Maintenance Kit					

Impact wrench 1/2" fitting

For heavy-duty applications.

Part number	Ean code	Air consumption l/min	Working pressure bar	Tightening torque Nm	Air fitting	Cabinet fitting	Weight
8973005412	9004292337524	420	7.0	515	1/4"	1/2"	2.7
Accessories							
8973005975	9004292355917	Maintenance Kit					



Impact wrench 3/4" fitting with set of bushes

Complete with bushes 26/27/29/30/32/ 35/36/38, oiler and briefcase.

Part number	Ean code	Air consumption l/min	Working pressure bar	Tightening torque Nm	Air fitting	Cabinet fitting	Weight
8973005417	9004292337609	380	7.0	680	1/4"	3/4"	9.0
Accessories							
8973005976	9004292356099	Maintenance Kit					



Impact wrench 3/4" fitting

For heavy-duty applications.

Part number	Ean code	Air consumption l/min	Working pressure bar	Tightening torque Nm	Air fitting	Cabinet fitting	Weight
8973005413	9004292337784	400	7.0	1015	1/4"	3/4"	4.7
Accessories							
8973005977	9004292356174	Maintenance Kit					



Impact wrench 3/4" fitting

For heavy-duty applications.

Part number	Ean code	Air consumption l/min	Working pressure bar	Tightening torque Nm	Air fitting	Cabinet fitting	Weight
8973005413	9004292337784	400	7.0	1015	1/4"	3/4"	4.7
Accessories							
8973005977	9004292356174	Maintenance Kit					



Series 1/2" bushes

Set of bushes 10 pieces for 1/2" screwdrivers.

Part number	Ean code	Bush dimensions
8973005437	9004292400112	9,10,11,13,14,17,19,22,24,27
Part number	Ean code	Bush dimensions
8973005437	9004292400112	9,10,11,13,14,17,19,22,24,27





Screwdrivers and drills

Pistol grip screwdriver

With adjustable and reversible clutch.



Part number	Ean code	Air consumption l/min	Press. bars	Tightening torque Nm	N° rev. RPM	Air fitting	Cabinet fitting	Weight
8973005418	9004292351384	114	7.0	5-13	1,800	1/4"	1/2"	1.1

Straight reversible screwdriver

With adjustable and reversible clutch.



Part number	Ean code	Air consumption l/min	Press. bars	Tightening torque Nm	N° rev. RPM	Air fitting	Cabinet fitting	Weight
8973005419	9004292840390	114	7.0	5-13	1,800	1/4"	1/2"	1.1

Pneumatic drill

Reversible with adjustable clutch. Chuck \varnothing 10 mm max.



Part number	Ean code	Air consumption l/min	Press. bars	Tightening torque Nm	N° rev. RPM	Air fitting	Cabinet fitting	Weight
8973005420	9004292339924	110	7.0	7	1,800	1/4"	1/4"	1.4



Hammers and scrapers

Useful for scraping the walls and surfaces in general. They can be used with a wide range of chisels. Also suitable for cutting sheet metal and light metal alloys.

Trimming hammer + set

Trimming hammer with 5 x 175 mm chisels and spring.

Part number	Ean code	Air consumption l/min	Pressure bars	Stroke	Air fitting	Stroke/min.	Weight	
8973005421	9004292403205	157	7.0	10	1/4"	3,000	2.7	
Accessories							Hexagonal fitting	
8973005967	9004292402147	Chisel retainer with quick coupling						
8973005927	9004292402130	Spring						
8973005928	9004292403120	Drill bits set (9 pieces)					10 mm	
8973005929	9004292409160	Maintenance Kit						



Trimming hammer + set

Trimming hammer with 5 x 250 mm chisels and spring. For heavy-duty applications.

Part number	Ean code	Air consumption l/min	Pressure bars	Stroke	Air fitting	Stroke/min.	Weight	
8973005422	9004292338514	157	7.0	10	1/4"	2,200	4.4	
Accessories							Hexagonal fitting	
8973005930	9004292338705	Pointed chisel 250 mm					10 mm	
8973005931	9004292338859	Flat chisel 250 mm					10 mm	
8973005932	9004292338934	Rivet chisel 250 mm					10 mm	
8973005933	9004292355672	Cutting chisel 250 mm					10 mm	
8973005934	9004292339016	Grooving chisel 250 mm					10 mm	
8973005927	9004292859392	Spring						
8973005935	9004292355597	Chisel retainer with quick coupling						



Scraping tip

Scraper for trimming hammers.

Part number	Ean code	Needed N°
8973005433	9004292402406	19



Hammers and scrapers

Pneumatic hammer 3.0 Kg

Average pneumatic hammer fitted with 1 chisel tip and 1 flat chisel tip



Part number	Ean code	Air consumption l/min	Pressure bars	Stroke	Air fitting	Stroke/min.	Weight
8973005423	9004292429007	300	7.0	12.7	3/8"	3,600	3.0
Accessories						Hexagonal fitting	
8973005936	9004292429069	Flat chisel 200 mm				12.6 mm	
8973005937	9004292429052	Pointed chisel 200 mm				12.6 mm	
8973005938	9004292429021	Spring					

Pneumatic hammer 6.0 Kg

Average pneumatic hammer fitted with 2 chisel tips and 1 flat chisel tip.

For heavy-duty applications.



Part number	Ean code	Air consumption l/min	Pressure bars	Stroke	Air fitting	Stroke/min.	Weight
8973005424	9004292428000	400	7.0	14.5	3/8"	2,500	6.0
Accessories						Hexagonal fitting	
8973005939	9004292428017	Pointed chisel 170 mm				14.8 mm	
8973005940	9004292428024	Flat chisel 170 mm				14.8 mm	
8973005941	9004292428031	Pointed chisel 305 mm				14.8 mm	
8973005943	9004292409115	Chisel retainer with quick coupling					

Scrapping hammer

Needle scraping hammer for heavy-duty applications. Complete with 19 needles.



Part number	Ean code	Air consumption l/min	Pressure bars	Stroke	Air fitting	Stroke/min.	Weight
8973005955	9004292351537	250	7.0	19	1/4"	3,600	2.6
Accessories							
8973005804	9004292351612	19 needles set					

Cutting and riveting tools

Cutting and rivetting tools for sheet metal, body panels and most other types of materials.

Nibbler

Ideal for cutting steel up to 1.6 mm and aluminium up to 2 mm.

Part number	Ean code	Air consumption l/min	Pressure bars	Stroke	Air fitting	Stroke/min.	Weight
8973005425	9004292424002	114	7.0	10.2	1/4"	3,000	1.0
Accessories							
8973005944	9004292409139			Punch + guide			



Jigsaw

For cutting plastic, fibreglass, sheet metal and aluminium. It cuts intricate shapes on curved and flat pieces.

Part number	Ean code	Air consumption l/min	Pressure bars	Stroke	Air fitting	Stroke/min.	Weight
8973005426	9004292353449	114	7.0	10	1/4"	500	1.1
Accessories							
8973005945	9004292339689			File Kit 5 PCs. 24 teeth			
8973005946	9004292339764			File Kit 5 PCs. 32 teeth			
8973005947	9004292339849			File Kit 5 PCs.			



Riveting machine

Part number	Ean code	Air consumption l/min	Pressure bars	Stroke	Air fitting	Stroke/min.	Weight
8973005434	9004292351797	0.9	7.0	1/4"	1.5	222.10	1.1





Sanders and grinders

For different sanding and grinding uses.

Palm Sander 74x145 mm

Palm sander. Easy changing of sanding sheets. Sole with Velcro. Complete with suction.



Part number	Ean code	Air consumption l/min	Pressure bars	Grinding area	Air fitting	Rpm RPM	Weight
8973005427	9004292339276	250	7.0	74x145	1/4"	8,000	1.2
Accessories							
8973005948	9004292339351	Perforated sole with Velcro dim. 74 mm x 145 mm					

Orbital Sander 93x176 mm

Orbital Sander complete with dust extraction. Easy change of grinding belts. Sole with Velcro.



Part number	Ean code	Air consumption l/min	Pressure bars	Grinding area	Air fitting	Rpm RPM	Weight
8973005428	9004292339436	280	7.0	93x176	1/4"	6,000	2.3
Accessories							
8973005949	9004292339504	Perforated sole with Velcro dim. 93mm x 176mm					

Rotor orbital sander Ø 150 mm

Orbital sander with dust extraction. Pad with Velcro.



Part number	Ean code	Air consumption l/min	Pressure bars	Grinding area	Air fitting	Rpm RPM	Weight
8973005969	9004292335317	320	7.0	150p	1/4"	10,000	1.1
Accessories							
8973005950	9004292339191	Perforated pad with Velcro diam. 150 mm.					

Straight grinder

Orbital grinder complete with 10 wheels and 2 spindles. Ø 3 mm, Ø 6 mm.

Part number	Ean code	Air consumption l/min	Pressure bar	Air fitting	Rpm RPM	Weight
8973005429	9004292406008	180	7.0	1/4"	22,000	1.05
Accessories						
8973005951	9004292406015	Grinder-drills sets 10 PCs.				



Extended straight grinder

Extended straight grinder Coupling Ø 6 mm.

Part number	Ean code	Air consumption l/min	Pressure bar	Air fitting	Rpm RPM	Weight
8973005430	9004292840130	142	7.0	1/4"	28,000	0.55



Angle grinder

Angle grinder Ø 125 mm.

Part number	Ean code	Air consumption l/min	Pressure bar	Air fitting	Rpm RPM	Weight
8973005431	9004292351469	320	7.0	1/4"	12,000	2.0

Belt sander

Part number	Ean code	Air consumption l/min	Pressure bar	Air fitting	Rpm RPM	Weight
8973005432	9004292351872	180	7.0	1/4"	22,000	1.05
Accessories						
8973005952	9004292351957	Tape 12.7 × 610 mm, grain 80, (5 pieces)				
8973005953	9004292352039	Tape 12.7 × 610 mm, grain 100, (5 pieces)				
8973005954	9004292352114	Tape 12.7 × 610 mm, grain 120, (5 pieces)				





Staplers and riveting machine

Suitable for match boarding walls, for lining armchair, sofa and all carpentry work with wooden materials.

Seamer



Part number	Ean code	Air consumption l/min	Pressure bars	Staple size	Air fitting	Weight
8973005956	9004292352299	0.35	7.0	10-26 5.8x(1.0x1.26)	1/4"	1.2
Accessories		Thickness x Width	Crown	PCS/box		
8973005957	9004292352527	18 mm staples	1,0x1,26	5.8	5,000	
8973005958	9004292352602	23 mm staples	1,0x1,26	5.8	5,000	
8973005959	9004292352787	26 mm staples	1,0x1,26	5.8	5,000	

Riveting machine



Part number	Ean code	Air consumption l/min	Pressure bars	Staple size	Air fitting	Weight
8973005960	9004292352374	0.4	7.0	15-50 2.0x(1.0x1.26)	1/4"	1.4
Accessories		Thickness x Width	Crown	PCS/box		
8973005961	9004292353029	19 mm nails	1,0x1,26	2.0	5,000	
8973005962	9004292353104	25 mm nails	1,0x1,26	2.0	5,000	
8973005978	9004292353289	30 mm nails	1,0x1,26	2.0	5,000	
8973005963	9004292353364	32 mm nails	1,0x1,26	2.0	5,000	

Riveting machine/Stapler



Part number	Ean code	Air consumption l/min	Pressure bars	Staple size	Nails size	Air fitting	Weight
8973005964	9004292352459	0.4	7.0	10-40 5.8x(1.0x1.26)	20-50 2.0x(1.0x1.26)	1/4"	1.4
Accessories		Thickness x Width	Crown	PCS/box			
8973005965	9004292352862	30 mm staples	1,0x1,26	5.8	5,000		
8973005966	9004292352947	32 mm staples	1,0x1,26	5.8	5,000		



Maintenance tools

Tools suitable for the maintenance of cars and trucks.

Gun for silicone

Part number	Ean code	Air consumption l/min	Pressure bars	Air fitting	Weight
8973005435	9004292408101	171	7.0	1/4"	1.1



Grease gun

Grease gun with additional pump for manual use.

Part number	Ean code	Air consumption l/min	Pressure bars	Air fitting	Weight
8973005436	9004292337456	22.8	7.0	1/4"	2.0







QUALITY AIR TREATMENT

Refrigeration dryers
Adsorption dryers
Filters
Oil-water separators
Accessories



Class 1:4:1



Class 1:4:2



Class 2:2:1


Class 2:1:1



Quality air

To increase your business, your productivity, quality and efficiency.

The solution for transforming compressed air into high quality air.



A compressor collects the humidity and contaminants from the suctioned air; during compression, these particles get combined with the used oil inside the compressor. All these impurities might cause the equipment downstream to corrode, leading to potential costly downtimes and reducing the efficiency and the service life of the equipment used. To reduce this negative impact, ABAC developed a complete range of products that can ensure the quality of the air, increasing the efficiency, productivity and service life of the equipment and instruments used.

Without quality air solution	Customers benefits	With quality air solutions
The water/dust ends up in the system	The dust/water resulted from the compression process is eliminated	Immediate removal
High risk	Compressed air system clean and protected against rust	Ensured
High risk	A clean air network reduces leakage	Ensured
Shorter	The life span of your operation process (machines / equipment, etc.)	Longer
Risky	Safe use and longer service life of pneumatic equipment	Ensured
High	Cost of maintenance of your air network (corrosion), operation process and potential downtime	Reduced
Worse	Quality of the final product And possibility of product withdrawal	Better
Variable	Operating costs control	Stable
Lower	Your productivity	Higher
Potential	Freezing (in the piping/air network)	Impossible

Compressed air as per standard ISO 8573-1:2010

Purity class	Solid particles Number of particles per m ³			Water pressure dew point		Total oil * Concentration mg/m ³
	0.1 - 0.5 µm	0.5 - 1.0 µm	1.0 - 5.0 µm	°C	°F	
0	As indicated by the user or by the manufacturer of the equipment, and however higher than Class 1,					
1	≤ 20,000	≤ 400	≤ 10	≤ -70	≤ -94	≤ 0.01
2	≤ 400,000	≤ 6,000	≤ 100	≤ -40	≤ -40	≤ 0.1
3	-	≤ 90,000	≤ 1000	≤ -20	≤ -4	≤ 1
4	-	-	≤ 10,000	≤ 3	≤ 37.4	≤ 5
5	-	-	≤ 100,000	≤ 7	≤ 44.6	-
6	≤ 5 mg/m ³			≤ 10	≤ 50	-

* Liquid, aerosol and steam.

Refrigeration dryers

COOL Series

The COOL series allows reaching a pressure dew point of 5° C.



Components

- 1- Capillary tube
- 2- Refrigerant filter
- 3- Hot gas by-pass valve
- 4- Timer drain
- 5- Control panel
- 6- Air/refrigerant and air/air heat exchanger
- 7- Refrigerant compressor
- 8- Refrigerant condenser

Type	Part number	Max working pressure bars	Air treatment capacity		Electrical power W	Voltage V/Hz/ph	Gas inlet/outlet connections	Dimensions mm L x W x H	Weight Kg	Refrigeration gas type
			l/min	m³/h						
COOL 21	4102001778	16	350	21	126	230/50/1	3/4" M	233 x 559 x 561	19	R 134 a
COOL 36	4102001779	16	600	36	126	230/50/1	3/4" M	233 x 559 x 561	19	R 134 a
COOL 51	4102001780	16	850	51	163	230/50/1	3/4" M	233 x 559 x 561	19	R 134 a
COOL 72	4102001781	16	1200	72	228	230/50/1	3/4" M	233 x 559 x 561	20	R 134 a
COOL 110	4102001782	16	1825	110	293	230/50/1	3/4" M	233 x 559 x 561	25	R 134 a
COOL 129	4102001783	16	2150	129	380	230/50/1	3/4" M	233 x 559 x 561	27	R 134 a
COOL 180	4102001849	16	3000	180	419	230/50/1	1" F	233 x 559 x 561	30	R 134 a
COOL 216	4102002070	16	3600	216	664	230/50/1	1" F	310 x 706 x 994	52	R 404 A
COOL 246	4102002071	13	4100	246	767	230/50/1	1' 1/2" F	310 x 706 x 994	57	R 404 A
COOL 312	4102002072	13	5200	312	865	230/50/1	1' 1/2" F	310 x 706 x 994	59	R 404 A
COOL 390	4102002073	13	6500	390	1028	230/50/1	1' 1/2" F	310 x 706 x 994	80	R 404 A
COOL 462	4102002074	13	7700	462	1242	230/50/1	1' 1/2" F	310 x 706 x 994	80	R 404 A

Ambient temperature				
°C	25	30	35	40
A	1.00	0.92	0.84	0.80

Reference conditions:

- Working pressure: 7 bar (100 psi)
- Operating temperature: 35 °C
- Ambient temperature: 25 °C
- Pressure dewpoint: +5 °C +/-1
- Also available at 60Hz and in different voltages

Limit conditions:

- Working pressure:
 - 16 bar COOL 21-216
 - 13bar COOL 246-462
- Operating temperature: 50 °C
- min./max. ambient temperature: +5 °C; +40 °C

Operating temperature					
°C	30	35	40	45	50
A	1.24	1.00	0.82	0.69	0.58

Flow rate correction factors for different conditions than those indicated as reference

Formula for determining the correction factor: $K = A \times B \times C$


Operating pressure												
bars	5	6	7	8	9	10	11	12	13	14	15	16
C	0.90	0.96	1.00	1.03	1.06	1.08	1.10	1.12	1.13	1.15	1.16	1.17



Refrigeration dryers

DRY Series

Refrigeration dryers can remove all the humidity from the compressed air, ensuring constant efficiency.



- 1 Refrigerant compressor driven by an electric motor, cooled using refrigerant fluid and protected against overheating.
- 2 Refrigerant condenser air-cooled and with a large exchange surface for high thermal exchange.
- 3 IP 54 motor-driven ventilator for the condenser cooling air flow.
- 4 Air/refrigerant evaporator with high thermal exchange and low leakage rates.
- 5 Highly efficient condensate separator
- 6 Air-air heat exchanger with high thermal exchange and low load losses.
- 7 Refrigerant fluid separator
- 8 Maximum level pressure switch
- 9 Service valve
- 10 Fan control pressure switch
- 11 Hot gas bypass valve controls the refrigerant capacity under all load conditions preventing any formation of ice within the system.
- 12 Refrigerant fluid filter
- 13 Capillary tube
- 14 Service valve
- 15 Control panel
- 16 Filter that collects the impurities, protecting the system
- 17 Automatic eco-friendly condensate drain, that can prevent any accidental discharge of the compressed air.

Type	Part number	Max pressure bars	Flow rate		Electrical power W	Voltage V/Hz/ph	Connections gas/DIN	Dimensions mm L x W x H (mm)	Weight kg
			l/min	m ³ /h					
DRY 20	4102000740	16	333	20	130	230/50/1	3/4" M	350 x 500 x 450	19
DRY 25	4102000741	16	417	25	130	230/50/1	3/4" M	350 x 500 x 450	19
DRY 45	4102000742	16	750	45	164	230/50/1	3/4" M	350 x 500 x 450	19
DRY 60	4102000743	16	1000	60	190	230/50/1	3/4" M	350 x 500 x 450	20
DRY 85	4102000744	16	1417	85	266	230/50/1	3/4" M	350 x 500 x 450	25
DRY 130	4102000745	16	2167	130	284	230/50/1	3/4" M	350 x 500 x 450	27
DRY 165	4102000746	13	2750	165	609	230/50/1	1" F	370 x 500 x 764	44
DRY 210	4102000747	13	3500	210	673	230/50/1	1" F	370 x 500 x 764	44
DRY 250	4102002718	13	4167	250	793	230/50/1	1 1/2" F	460 x 560 x 789	53
DRY 290	4102002719	13	4833	290	870	230/50/1	1 1/2" F	460 x 560 x 789	60
DRY 360	4102002720	13	6000	360	1072	230/50/1	1 1/2" F	460 x 560 x 789	65
DRY 460	4102002721	13	7667	460	1190	230/50/1	1 1/2" F	580 x 590 x 899	80
DRY 530	4102002722	13	8833	530	1446	230/50/1	1 1/2" F	580 x 590 x 899	80
DRY 690	4102001584	13	11500	690	1319	230/50/3	2" F	735 x 898 x 962	128
DRY 830	4102001585	13	13833	830	1631	400/50/3	2" F	735 x 898 x 962	146
DRY 1040	4102001586	13	17333	1040	1889	400/50/3	2" F	735 x 898 x 962	158
DRY 1260	4102001587	13	21000	1260	2110	400/50/3	2" F	735 x 898 x 962	165

Item number	Item description
4101000653	Filter support bypass DRY20 - DRY130
4101000652	Filter support DRY20 - DRY130

Reference conditions:

Operating pressure: 7 bars

Operating temperature: 35 °C

Ambient temperature: 25 °C

Pressure dew point: +5 °C +/-1

Also available at 60Hz and in different voltages

Limit conditions:

Operating pressure:

16 bar DRY 20-130 - 13 bar DRY 165-1260

Operating temperature: 55 °C

min./max. ambient temperature: +5 °C; +45 °C

Correction factor Formula for determining the correction factor: $K = A \times B \times C$

Flow rate correction factors for different conditions than those indicated as reference

Ambient temperature					
°C	25	30	35	40	45
A	1.00	0.92	0.84	0.80	0.74 (DRY 20-DRY 530)
A	1.00	0.91	0.81	0.72	0.62 (DRY 690-DRY 1260)

Operating temperature						
°C	30	35	40	45	50	55
B	1.24	1.00	0.82	0.69	0.58	0.45 (DRY 20-DRY 530)
B	1.00	1.00	0.82	0.69	0.58	0.49 (DRY 690-DRY 1260)

Operating pressure												
bars	5	6	7	8	9	10	11	12	13	14	15	16
C	0.90	0.96	1.00	1.03	1.06	1.08	1.10	1.12	1.13	1.15	1.16	1.17 (DRY 20-DRY 530)
C	0.90	0.97	1.00	1.03	1.05	1.07	1.09	1.11	1.12 (DRY 690-DRY 1260)			



Adsorption dryers

HAD series

For the removal of condensate and steam, ABAC offers a range of adsorption dryers that are able to provide perfectly dry air and constant efficiency.

Applications



HAD 650-1300

1. Large vessels for optimum air speed and reliable drying. The unit is rather low with respect to its capacity due to the flanges that are built into the tanks.
2. Air outlet connection
3. Robust frame, including fork lift slots for easy installation.
4. Pressure Dew Point sensor (HAD/CD).
5. Pressure Dew Point digital display (HAD/CD).
6. Two manometers integrated in the control panel, indicating the pressure inside the two tanks.
7. Purge nozzle for regeneration.
8. Galvanised pipes with flanged connections.
9. Inlet valves - long service interval.

HAD 115-645

1. Base frame makes it easy to transport by fork lift.
2. Pressure gauge – tower A
3. Pressure gauge – tower B
4. Optional dew point control sensor (CD).

HAD 7-60

1. The pre-filter removes the coalescence particles and liquids from the air flow.
2. The removable front panels allow easy access for maintenance operations without having to disconnect the pipes.
3. The post-filters integrated in the dryer remove any remaining particles from the air flow.
4. The electronic controls housed in an IP65 box allow to control the:
 - regeneration cycle
 - regulation status
 - default diagnosis
 - remotely default ratio
5. Multi-port inlet and outlet



Type	Part number	Maximum working pressure		Working pressure		Air treatment capacity (in the reference conditions)		Standard dew point	G 0.1 mg/m ³ oil 99.97% - 1 µm 99.97% - 0.01 µm		C 0.01 mg/m ³ oil 99.999% - 1 µm 99.992% - 0.01 µm		S 99.97% - 1 µm 99.97% - 0.01 µm	discharge fittings	dimensions	Weight							
		bars	bars	l/min	m ³ /h	°C	pre-filters included		post-filters included	gas	W x D x H	kg											
HAD 7 STD	8102822304	16	7.0	114	7	-40	n.d.	C 45	Built into the dryer	3/8"													
HAD 11 STD	8102822312	16	7.0	168	10	-40	n.d.	C 45															
HAD 18 STD	8102822320	16	7.0	282	17	-40	n.d.	C 45															
HAD 25 STD	8102822338	16	7.0	426	26	-40	n.d.	C 45															
HAD 40 STD	8102822346	16	7.0	708	42	-40	n.d.	C 45															
HAD 60 STD	8102822353	16	7.0	990	59	-40	n.d.	C 90															
HAD 115 STD	8102327106	14.5	7.0	1920	115	-40	n.d.	C 125									S 125	1"					
HAD 145 STD	8102327114	14.5	7.0	2400	144	-40	n.d.	C 180									S 180						
HAD 160 STD	8102327122	14.5	7.0	2700	162	-40	n.d.	C 180									S 180						
HAD 215 STD	8102327130	14.5	7.0	3900	234	-40	n.d.	C 290									S 290						
HAD 250 STD	8102327148	14.5	7.0	4500	270	-40	n.d.	C 290	S 290														
HAD 325 STD	8102327155	14.5	7.0	5400	324	-40	n.d.	C 505	S 505														
HAD 360 STD	8102327163	14.5	7.0	6300	378	-40	n.d.	C 505	S 505														
HAD 470 STD	8102327171	14.5	7.0	7800	468	-40	n.d.	C 505	S 505														
HAD 575 STD	8102327189	14.5	7.0	9600	576	-40	n.d.	C 685	S 685														
HAD 645 STD	8102327197	14.5	7.0	11400	684	-40	n.d.	C 685	S 685														
HAD 650 STD 11	8102823120	11	7.0	10800	648	-40	G 685	C 685	S 685	1 1/2"													
HAD 650 STD 14.5	8102823138	14.5	12.5	12900	774	-40	G 685	C 685	S 685														
HAD 650 CD 11	8102823146	11	7.0	10800	648	-40	G 685	C 685	S 685														
HAD 650 CD 16	8102824235	14.5	12.5	12900	774	-40	G 685	C 685	S 685														
HAD 800 STD 11	8102823153	11	7.0	13200	792	-40	G 935	C 935	S 935														
HAD 800 STD 14.5	8102823161	14.5	12.5	15900	954	-40	G 935	C 935	S 935														
HAD 800 CD 11	8102823179	11	7.0	13200	792	-40	G 935	C 935	S 935														
HAD 800 CD 16	8102823187	14.5	12.5	15900	954	-40	G 935	C 935	S 935														
HAD 1080 STD 11	8102823195	11	7.0	18000	1080	-40	G 1295	C 1295	S 1295														
HAD 1080 STD 16	8102823203	14.5	12.5	21600	1296	-40	G 1295	C 1295	S 1295														
HAD 1080 CD 11	8102823211	11	7.0	18000	1080	-40	G 1295	C 1295	S 1295	2"													
HAD 1080 CD 16	8102823229	14.5	12.5	21600	1296	-40	G 1295	C 1295	S 1295														
HAD 1300 STD 11	8102823237	11	7.0	21600	1296	-40	C 1295	C 1295	S 1295														
HAD 1300 STD 16	8102823245	14.5	12.5	25800	1548	-40	C 1295	C 1295	S 1295														
HAD 1300 CD 11	8102823252	11	7.0	21600	1296	-40	C 1295	C 1295	S 1295														
HAD 1300 CD 16	8102823260	14.5	12.5	25800	1548	-40	C 1295	C 1295	S 1295														

Standard characteristics and options	HAD 7-60	HAD 115-645	HAD 650-1300
Flow rate at 7 bar (-40 °C)	114-990 l/min	1920-11400 l/min	10800-21600 l/min
Dew point	Standard -40 °C	Standard -40 °C	Standard -40 °C
Working pressure range	4-16 bar	4-14.5 bar	4-11 bar and 11-14.5 bar
Voltages	12-24 V - DC 50/60 Hz	115-230 V - AC 50/60 Hz	230V - AC 50/60 Hz
	100-115-230 V - AC 50/60 Hz		

Options:

Type	Model with -70 °C		Model with discharge function	
	Part number	Description	Part number	Description
HAD 115- HAD 470	0000020851	PDP -70 °C (D25 - D100)	0000020850	Model with PDP sensor (D25-D100)
HAD 650	0000020511	PDP -70 °C (D150)	Available spare parts	
HAD 800	0000020611	PDP -70 °C (D185)		
HAD 1080	0000020711	PDP -70 °C (D250)		
HAD 1300	0000020811	PDP -70 °C (D300)		

The filters are supplied unassembled, together with the dryer:

HAD 7-60: The pre-filter can be connected directly to the dryer.
HAD 115-1300: the filters must be installed on the air distribution line.

In case of different working pressure than that specified in the reference conditions, use the correction factors table.

Reference conditions:

- Working pressure: see the technical data table.
- Operating temperature: 35 °C
- Relative humidity: 100%

Limit conditions:

- HAD 7-HAD 60**
- Working pressure: min./max. bar 4-16
 - Operating temperature: min./max. °C 1.5-50
 - min./max. ambient temperature: 5-50 °C
- HAD 115-HAD 645**
- Working pressure: min./max. bar 4-14.5
 - Operating temperature: min./max. 2-50 °C
 - min./max. ambient temperature: 2-45 °C
- HAD 650-HAD 1300**
- Working pressure: min./max. bar 4-11 (pressure/ 11 HAD design)
11-14.5 (pressure/ 16 HAD design)
 - Operating temperature: min./max. 2-50 °C
 - min./max. ambient temperature: 2-40 °C

Correction factor	HAD/16 design pressure														
	4	5	6	7	8	9	10	11	12	13	14	14.5	15	16	
Input pressure - bar	4	5	6	7	8	9	10	11	12	13	14	14.5	15	16	
HAD 7-HAD 60	0.62	0.75	0.87	1	1.12	1.25	1.37	1.5	1.62	1.75	1.87	1.93	2	2.12	
HAD 115-HAD 470	0.62	0.75	0.87	1	1.12	1.25	1.37	1.5	1.62	1.75	1.87	1.93	-	-	
Correction factor	HAD/11 design pressure							HAD/16 design pressure							
	4	5	6	7	8	9	10	11	12.5	13	14	14.5	-		
Input pressure - bar	4	5	6	7	8	9	10	11	12.5	13	14	14.5	-		
HAD 650-HAD 1300	0.47	0.68	0.84	1	1.11	1.2	1.3	1.38	0.89	1	1.04	1.11	1.15	-	
Correction factor															
Infeed air temperature °C	20	25	30	35	40	45	50	-	-	-	-	-	-	-	-
HAD 7-HAD 60	1.07	1.06	1.04	1	0.88	0.78	0.55	-	-	-	-	-	-	-	-
HAD 20-HAD 1300	1	1	1	1	0.84	0.71	0.55	-	-	-	-	-	-	-	-
Correction factor															
Dew point in pressure °C	-40	-70	-	-	-	-	-	-	-	-	-	-	-	-	-
HAD 7-HAD 1300	1	0.7	-	-	-	-	-	-	-	-	-	-	-	-	-



Line Filters

Atmospheric air contains in its origin impurities like dust, various forms of hydrocarbons and water in form of humidity, which once sucked by the compressor is compressed and delivered to the line together with eventual oily particles. These polluting agents, interacting among each other, may generate abrasive and corrosive emulsions which can damage the distribution lines, the pneumatic devices and the product itself. To prevent this negative impact, ABAC has developed a whole range of filters to purify the air.

Applications



Applications

- Instrument systems
- Pharmaceuticals
- Food industry
- Chemical and packaging industry
- Pneumatic transport
- Industrial painting
- Control systems
- General instruments
- ...as well as any other application that implies the use of compressed air

Main benefits

- Removal of oil/dust from air
- Increased productivity and quality, which allows to prevent breakdowns instead of repairing them
- Greater performance and reliability
- Less wear of the distribution network and equipment
- Simple design and excellence performance
- Lower maintenance costs.
- Different cartridges with specific filtration qualities
- Higher final product quality



1. The unique head design allows reducing the pressure drop, increasing the savings.
2. A venting hole will give an audible alarm if the filter is dismantled under pressure.
3. Removing the filter bowl is an easy job as the external ribs allow for a firm grip on the filter.
4. No corrosion issues. The anodised die-cast aluminium housing protects the filters both on the inside and on the outside.
5. Sight-glass for easy condensate level check.
6. The periodic discharge of the filter ensures optimum performances thanks to the highly efficient condensate drains (G - C - P) and to the high quality manual drains (V-S-D).

Filter range overview



S FILTER RANGE

Particulate filters for dust protection.
Count Efficiency: 99,81% at Most Penetrating Particle Size (MPPS = 0,1 micron)

An S filter should be preceded by a dryer at all times.



G FILTER RANGE

Coalescing filters for general purpose protection, removing solid particles, liquid water and oil aerosol.

Total mass efficiency: 99%

For optimum filtration, the G filter should be preceded by a water separator.



D FILTER RANGE

High-efficiency particulate filters for dust protection.

Count Efficiency: 99,97% at Most Penetrating Particle Size (MPPS = 0,06 micron)

A D filter should be preceded by an S filter at all times and is commonly fitted after an adsorption dryer.



C FILTER RANGE

High-efficiency coalescing filters, removing solid particles, liquid water and oil aerosol.

Total Mass Efficiency: 99,9%

For optimum filtration, a C filter should be preceded by a G filter at all times.



P FILTER RANGE

Coalescing and particulate general purpose prefilter. Removing solid particles, dust, liquid water and oil aerosol.

Total mass efficiency: 90%



V FILTER RANGE

Activated carbon filter for removal of oil vapour and hydrocarbon odors with a maximum remaining oil content of 0,003 mg/m³ (0,003 ppm).

Service life 1000 hours

	S	D	P	G	C	V
Filter Type	Solid particles	Solid particles	Solid particles and oil aerosol	Solid particles and oil aerosol	Solid particles and oil aerosol	Oil vapour
Reference standards for tests	ISO 12500-3	ISO 12500-3	ISO 12500-1 / ISO 12500-3 / ISO 8573-2	ISO 12500-1 / ISO 8573-2	ISO 12500-1 / ISO 8573-2	ISO 8573-5
Inlet oil concentration (mg/m ³)	NA	NA	10	10	10	0.01
Count efficiency (% at MPPS)	(MPPS=0.1 µm) 99.81	(MPPS=0.06 µm) 99.97	(MPPS=0.1 µm) 89.45	NA	NA	NA
Count efficiency (% at 1 µm)	99.97	99.999	94.19	NA	NA	NA
Count efficiency (% at 0.01 µm)	99.87	99.992	93.63	NA	NA	NA
Max oil carry-over (mg/m ³)	NA	NA	1	0.1	0.01	0.003
Dry pressure drop (mbar)	120	140	85	NA	NA	160
Maximum pressure drop in operation (mbar)*	NA	NA	115	205	240	NA
Pressure drop in operation (mbar), in standard compressor installation	NA	NA	NA	185	200	NA
Part maintenance	After 4.000 operating hours or 1 year of use or in case of pressure drop > 350 mbar	After 4.000 operating hours or 1 year of use or in case of pressure drop > 350 mbar	After 4.000 operating hours or 1 year.	After 4.000 operating hours or 1 year.	After 4.000 operating hours or 1 year.	After 1000 operating hours (at 20 °C) or 1 year
Preceded by	-	S	-	water separator	G	G & C

Filter Type	Nominal flow rate*		Maximum pressure	Connections /port thread	Dimensions			Free space for cartridge replacement	Weight
	l/min	m ³ /h			bars	G	A mm		
FILTER 45	720	43	16	3/8"	90	21	228	75	1
FILTER 90	1500	90	16	1/2"	90	21	228	75	1.1
FILTER 125	2100	126	16	1/2"	90	21	283	75	1.3
FILTER 180	3000	180	16	3/4"	110	27.5	303	75	1.9
FILTER 180	3000	180	16	1"	110	27.5	303	75	1.9
FILTER 290	4800	288	16	1"	110	27.5	343	75	2.1
FILTER 505	8400	504	16	1 1/2"	140	34	449	100	4.2
FILTER 685	11400	684	16	1 1/2"	140	34	532	100	4.5
FILTER 935	15600	936	16	1 1/2"	140	34	532	100	4.6
FILTER 1295	21600	1296	16	2"	179	50	618	150	6.9
FILTER 1295	21600	1296	16	2 1/2"	179	50	618	150	6.9
FILTER 1890	31500	1890	16	3"	210	57	720	200	11.0
FILTER 2430	40500	2430	16	3"	210	57	890	200	12.6



*Reference conditions: Pressure 7 bar (102 psi) Maximum operating temperature 66 °C and 35 °C, only for V series.
Minimum temperature: 1 °C

Correction factor for different working pressures

For other compressed air inlet pressures, multiply the filter capacity by the following correction factors:

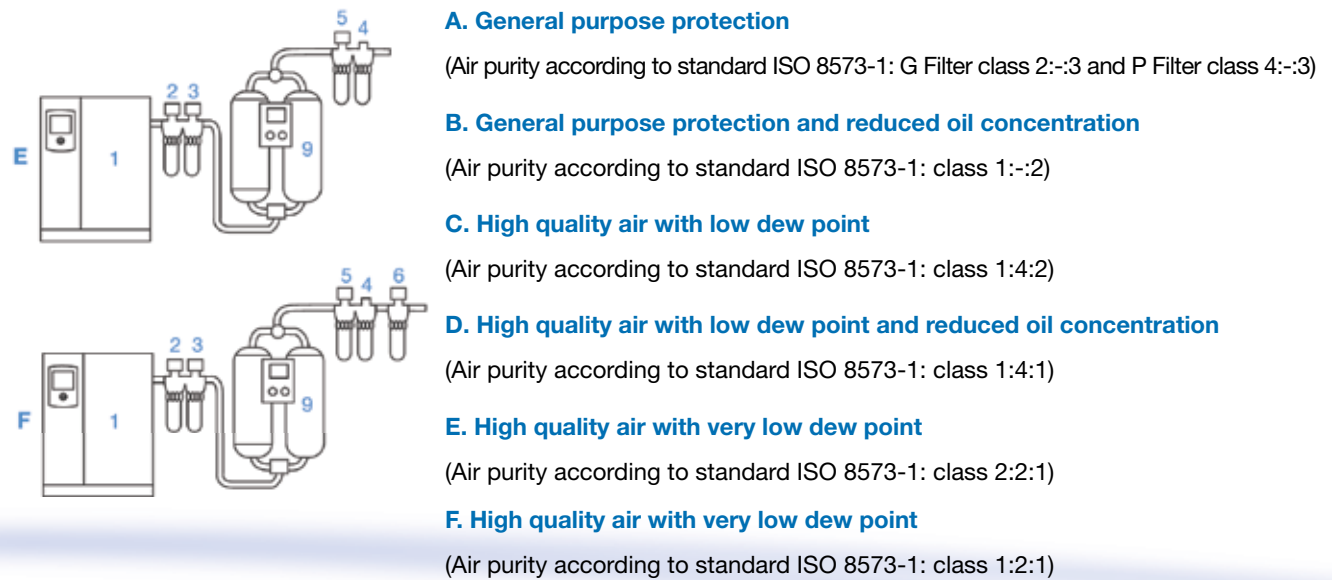
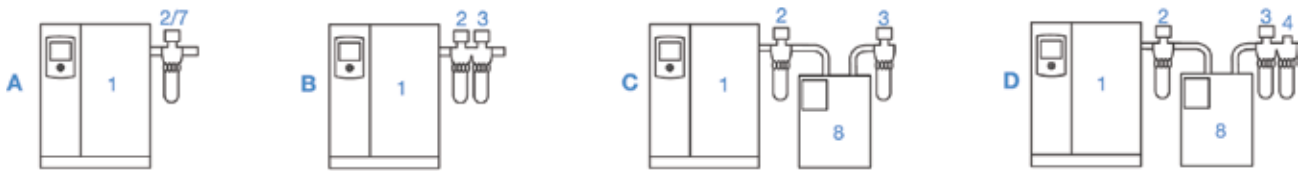
Input pressure (bar)	1	2	3	4	5	6	7	8	10	12	14	16
Correction factor	0.38	0.53	0.65	0.75	0.83	0.92	1	1.06	1.2	1.31	1.41	1.5

Complete filter

Filter Type	S	D	P	G	C	V
	Part number	Part number	Part number	Part number	Part number	Part number
FILTER 45	8102850586	8102850842	8102849828	8102849950	8102850719	8102850974
FILTER 90	8102850594	8102850859	8102849836	8102849968	8102850727	8102850982
FILTER 125	8102850602	8102850867	8102849844	8102849976	8102850735	8102850990
FILTER 180	8102850628	8102850883	8102849869	8102849992	8102850750	8102851014
FILTER 180	8102850610	8102850875	8102849851	8102849984	8102850743	8102851006
FILTER 290	8102850636	8102850891	8102849877	8102850503	8102850768	8102851022
FILTER 505	8102850644	8102850909	8102849885	8102850511	8102850776	8102851030
FILTER 685	8102850651	8102850917	8102849893	8102850529	8102850784	8102851048
FILTER 935	8102850669	8102850925	8102849901	8102850537	8102850792	8102851055
FILTER 1295	8102850685	8102850941	8102849927	8102850552	8102850818	8102851071
FILTER 1295	8102850677	8102850933	8102849919	8102850545	8102850800	8102851063
FILTER 1890	8102850693	8102850958	8102849935	8102850560	8102850826	8102851089
FILTER 2430	8102850701	8102850966	8102849943	8102850578	8102850834	8102851097

Typical filter installations

- 1. Compressor with after-cooler
- 2. G Filter
- 3. C Filter
- 4. V Filter
- 5. S Filter
- 6. D Filter
- 7. P Filter
- 8. Refrigeration dryer
- 9. Adsorption dryer



Spare cartridges for filters

Filter Type	P	G/S	C/D	V
	Kit Part number	Kit Part number	Kit Part number	Kit Part number
FILTER 45	2258290101	2258290112	2258290123	2258290134
FILTER 90	2258290102	2258290113	2258290124	2258290135
FILTER 125	2258290103	2258290114	2258290125	2258290136
FILTER 180	2258290104	2258290115	2258290126	2258290137
FILTER 180	2258290104	2258290115	2258290126	2258290137
FILTER 290	2258290105	2258290116	2258290127	2258290138
FILTER 505	2258290106	2258290117	2258290128	2258290139
FILTER 685	2258290107	2258290118	2258290129	2258290140
FILTER 935	2258290108	2258290119	2258290130	2258290141
FILTER 1295	2258290109	2258290120	2258290131	2258290142
FILTER 1295	2258290109	2258290120	2258290131	2258290142
FILTER 1890	2258290110	2258290121	2258290132	2258290143
FILTER 2430	2258290111	2258290122	2258290133	2258290144

Options for filters



- Pressure gauge
- Volt-free contact installed in the differential pressure gauge to provide a remote signal when the cartridge needs to be replaced



- Pressure gauge
- Serial connection kit: for simple filter mounting in series
- Wall mounting kit: for simple installation



- Quick coupling: for simple connection and fixing of a smart condensate drain without compressed air losses

Part number	Option	Available for
8092242968	Wall mounting kit	From filter 45 to 125
8092242976	Wall mounting kit	Filter 180 - 290
8092242984	Wall mounting kit	From filter 505 to 935
8092242992	Wall mounting kit	Filter 1295
8092243008	Wall mounting kit	Filter 1890 - 2430
8092243016	Serial connection kit	From filter 45 to 125
8092243024	Serial connection kit	Filter 180 - 290
8092243032	Serial connection kit	From filter 505 to 935
8092243040	Serial connection kit	Filter 1295
8092243057	Serial connection kit	Filter 1890 - 2430
8055216447	Potential free NO contact	(only in combination with the pressure gauge)
8055216488	Potential free NC contact	(only in combination with the pressure gauge)
1624117200	Differential pressure gauge.	From filter 45 to 2430
1617704800	Obstruction indicator	From filter 45 to 2430
2901056200	Condensate level sight-glass Kit	From filter 45 to 2430
2901056300	Automatic drain valve	From filter 45 to 2430
2901061100	Manual drain valve	From filter 45 to 2430
2901069200	Quick coupling for condensate drain (1/2" male)	From filter 45 to 2430
2901206803	Quick coupling for condensate drain (1/2" female)	From filter 45 to 2430



Condensate drains

ABAC offers a complete range of condensate drains, used in the compressed air industry to discharge the condensate from the tanks, filters, dryers and separators: automatic drains with float sensor, electronic automatic drains, timed drains.



G120 -Mechanical condensate drain

The G120 mechanical condensate drain requires no electrical connection and is recommended for areas subject to explosion or fire hazards



E200 -Timed condensate drain

The timed condensate drain works by means of a servo-controlled valve That opens periodically based on the time set



LD -Smart condensate drain

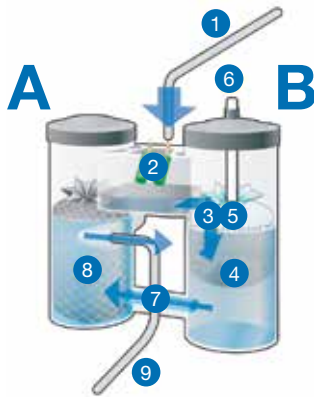
The LD capacitive drain range uses an electronic sensor that detects the level of condensate inside the drain body and controls the opening of the drain valve

Model	Part number	Working pressure range bars	Compressor capacity m ³ /h	Dryer capacity m ³ /h	Filter capacity m ³ /h	Connection Ø	Power supply Volt/Herz	Protection rating IP
Mechanical G120	0079500000	0-16	5,000	10,000	50,000	1/2"	-	IP65
Timer E200	0079520000	0-16	5,000	10,000	50,000	3/8"	230/50	IP65
Electronic LD200	4101000212	0.2-16	900	1,800	9,000	1/2"	230/50	IP65
Electronic LD202	4101000213	0.2-16	1,800	3,600	18,000	1/2"	230/50	IP65
Electronic LD203	4101000214	0.2-16	9,500	19,000	95,000	1/2"	230/50	IP65



Oil-water separators

The WS Series oil-water separators collect the separated residual oil in a suitable container allowing the water which has been cleared of impurities to be drained. They represent a valid and economical solution to separate oil from condensate and offer a solution in-line with ecological legislation.



1. For any type of condensate, including mixture of different oils
2. The condensate is collected by silencers installed in an expansion chamber in which takes place the first separation stage by depressurisation.
3. The water-oil emulsion enter column A and than passes through an oil skimmer made of fibres that absorb the oil and allow the water to flow
4. The oil skimmer floats in column A, favouring the absorption of the residual oil present at the surface
5. As the oil saturation increases, the weight of the filter increases and the oil goes near the maintenance indicator level. The unsaturated part of the filter remains in contact with the surface of the water
6. When the filter is completely saturated, the indicator shows that you need to replace the filter
7. Only the clean condensate (without oil) deposited at the bottom of column A passes into column B
8. Column B contains active carbons and absorbs any remaining residual oil from the condensate. The effectiveness of the system prevents any leaks in case of system lock or excessive condensate production
9. The oil content coming out of the system is about 15 mg/litre considering the reference conditions; this value allows discharging the condensate without affecting the environment



Model	Part number	Installation flow with dryer		Installation flow without dryer		Connections		a mm	b mm	c mm	Weight kg
		l/min	m ³ /h	l/min	m ³ /h	input 1	output 2				
WS13	8102045989	2100	126	2700	162	1 x 1/2"	1 x 1/2"	470	165	600	4
WS34	8102045997	5700	342	7083	425	2 x 1/2"	1 x 1/2"	680	255	750	13
WS52	8102046003	8700	522	10500	630	2 x 1/2"	1 x 1/2"	680	255	750	15
WS128	8102046011	21300	1278	26100	1566	2 x 3/4"	1 x 3/4"	750	546	900	25
WS218	8102046029	36300	2178	45600	2736	2 x 3/4"	1 x 3/4"	750	546	1030	26
WS297	8102046037	49500	2970	61200	3672	2 x 3/4"	1 x 3/4"	945	650	1100	28
WS425	8102046045	70800	4248	87300	5238	2 x 3/4"	1 x 3/4"	945	695	1100	30
WS850	8102046052	141600	8496	174600	10476	2 x 3/4"	1 x 1"	945	1185	1100	60

Notes

Reference conditions:									
Residual oil equivalent to 15 mg/l.									
Mild ambient temperature (25 °C with 60% relative humidity)									
Correction factors: multiply the indicated capacity by the relevant correction factor.									
Cold environment (15 °C/60% UR)	with Dryer	without Dryer							
Correction factor	1.80	2.30							
Hot environment (35 °C/70% UR)	with Dryer	without Dryer							
Correction factor	0.45	0.40							
Working cycle: hours a day	8	10	12	14	16	18	20	22	24
Correction factor	1.50	1.20	1.00	0.86	0.75	0.67	0.60	0.55	0.50
10 mg/l residual oil Correction factor 0.67									

Maintenance kit

To ensure constant performance and prompt maintenance of your system, we provide special maintenance kits. Each kit has been designed to simplify the maintenance operations and to ensure proper functioning of the system. The cartridge can be easily replaced by removing the separator cover. The filters kit comes with a container for safe removal of the old filters



There are three service kits for each type of oil-water separator:

- Service kit A contains all the items necessary to replace the oil skimmer. This kit is recommended for the first maintenance intervention after installation under normal conditions of temperature and humidity. Then we recommend the use of maintenance kit D.
- Service kit B contains all the items necessary for replacing the oil skimmer twice and the active carbon filter once. This kit is recommended for normal conditions of temperature and humidity. The active carbon filter lasts twice as much as the oil skimmer.
- Service kit D contains all the items necessary for replacing the oil skimmer and the active carbon filter once. This kit is recommended when the condensate contains a significant amount of oil, that saturates all the filters at the same time.
- Note: the maintenance kits contain a nozzle, silencers and filter holder containers.

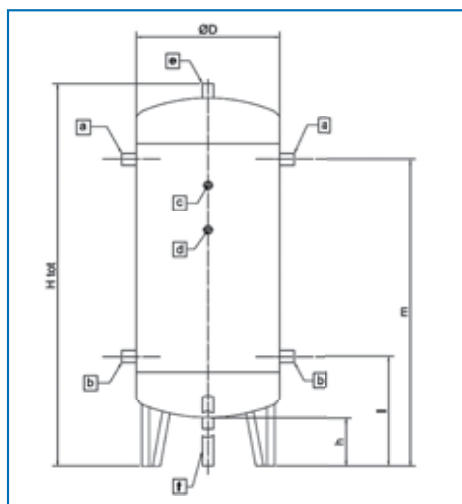


Vertical air receivers

Supplied with all necessary fittings. When using an intermittent air supply they act as a buffer and a storage medium which allows the distribution system to temporarily sustain an air consumption which can be slightly higher than the capacity of the compressor.

CAPACITY	100		200		270		500				720		900		1000														
Type	Paint.	Galv.	Paint.	Galv. Vitro.	Paint.	Galv. Vitro.	Paint.	Galv. Vitro.	Paint.	Galv. Vitro.	Paint.	Galv. Vitro.	Paint.	Galv. Vitro.	Paint.	Galv. Vitro.	Paint.	Galv. Vitro.											
Pressure (bar)	11		11		11		11				16		10.8		11		12		11.5		16								
Diameter Ø	370		446 430		500		600				600		750 790		800 790		800 790		800 790		800 790								
H tot (mm)	1172	1229	1570	1601	1668	1685	2055	2077	2055	2120	2030	1863	2120	2213	2315	2345	2315	2345	2315	2345	2315	2345							
H (mm)	124	176	174	196	170	192	155	174	155	175	150	200	130	200	115	200	115	200	115	200	115	200							
a	3/4"		1"	3/4"	1"	3/4"	1"	1"1/2"	1"	2"	1"	1"1/2"	1"1/2"	2"	2"	2"	2"	2"	2"	2"	2"	2"							
b	3/4"		1"	3/4"	1"	3/4"	1"	1"1/2"	1"	2"	1"	1"1/2"	1"1/2"	2"	2"	2"	2"	2"	2"	2"	2"	2"							
c	3/8"		3/8"	3/4"	3/8"	3/4"	3/8"	3/4"	3/8"	3/4"	3/8"	3/4"	3/8"	3/4"	3/8"	3/4"	3/8"	3/4"	3/8"	3/4"	3/8"	3/4"							
d	3/8"		3/8"		n/a	3/8"	n/a	3/8"	n/a	3/8"	3/8"	3/8"	3/8"	3/8"	3/8"	3/8"	3/8"	3/8"	3/8"	3/8"	3/8"	3/8"							
e	1/2"	2"	1/2"	1"1/4"	1/2"	2"	2"	1"1/4"	2"	2"	2"	1"1/4"	2"	1"1/4"	2"	1"1/4"	2"	1"1/4"	2"	1"1/4"	2"	2"							
f	1/2"	2"	1/2"	1"1/4"	1/2"	2"	2"	1"1/4"	2"	2"	2"	1"1/4"	2"	1"1/4"	2"	1"1/4"	2"	1"1/4"	2"	1"1/4"	2"	2"							
l (mm)	298	447	397		599	442	775	689	775	485	895	690	860	800	745	725	745	725	745	725	745	725							
m (mm)	998	1055	1222	1357	1304	1422	1560	1689	1560	1745	1705	1440	1780	1800	1685	1725	1685	1725	1685	1725	1685	1725							
Type of kit included in the supply	1		2/A		3		4		A		5		C		4		A		6		7		B		8		C		
Weight (kg)	37	40	51	55/50	62	66/60	127	143/130	159	176/160	180	184/167	200	209/190	204	224/204	246	308/280											
Rules and standards	87/404/CE												97/23/CE (PED)																

CAPACITY	1500		2000		3000		4000		5000									
Type	Paint. Galv. Vitro.	Paint. Galv. Vitro.	Paint. Galv. Vitro.	Paint. Galv. Vitro.	Paint. Galv. Vitro.	Paint. Galv. Vitro.	Paint. Galv. Vitro.	Paint. Galv. Vitro.	Paint. Galv. Vitro.	Paint. Galv. Vitro.								
Pressure (bar)	11.5		11.5		16		11.5		16		11.5		16		11.5		16	
Diameter Ø	1000		1000		1200		1450		1430		1450		1430		1450		1430	
H tot (mm)	2305		2805		2810		2965		2930		3070		3110		3570		3610	
H (mm)	180		180		175		185		170		180		190		180		190	
a	2"		2"		3"		2"		3"		2"		3"		2"		3"	
b	2"		2"		3"		2"		3"		2"		3"		2"		3"	
c	3/4"		3/4"		3/4"		3/4"		3/4"		3/4"		3/4"		3/4"		3/4"	
d	3/8"		3/8"		3/8"		3/8"		3/8"		3/8"		3/8"		3/8"		3/8"	
e	1"1/4"		1"1/4"		2"		1"1/4"		2"		1"1/4"		2"		1"1/4"		2"	
f	1"1/4"		1"1/4"		2"		1"1/4"		2"		1"1/4"		2"		1"1/4"		2"	
l (mm)	590		595		565		700		645		780		765		780		765	
m (mm)	1860		2355		2340		2410		2370		2430		2450		2930		2950	
Type of kit included in the supply	B		B		C		B		C		not included		not included		not included		not included	
Weight (kg)	278/306/278		352/387/352		490/539/490		537/591/537		620/682/620		802/882/802		905/995/905		923/1025/932		1055/1160/1055	
Rules and standards	97/23/CE (PED)																	



Accessories kit composition

	KIT A	KIT B	KIT C
Pressure gauge holder tap	1	1	1
Ball valve 3/8"	-	-	-
Ball valve 3/4"	-	-	1
Manual drain tap 1 1/4"	1	1	1
Safety valve	1	1	1
Pressure gauge 50mm/100mm	1	1	1

	KIT 1	KIT 2	KIT 3	KIT 4	KIT 5	KIT 6	KIT 7	KIT 8
Tap 3/8 GAS EI C	1	1	-	1	-	1	-	-
Ball valve 1/2" MF	2	2	1	-	-	-	1	1
Ball valve 3/4" MF	-	-	1	1	1	1	-	-
Ball valve 1" MF	-	-	1	1	1	1	-	-
Reduction 1/2" M 3/8" F	1	1	1	-	-	-	-	-
Reduction 3/4" 1/2"	1	-	-	-	-	-	1	1
Reduction 1 1/2" F	-	1	-	-	-	1	-	-
Reduction 1 3/4" F	-	-	1	2	1	-	-	-
Reduction 3/4" 3/8"	-	-	-	1	1	-	-	-
Reduction 3/8" 1/4"	1	1	1	1	1	1	1	1
Elbow fitting	1	1	1	1	1	1	2	1
Safety valve	1	1	1	1	1	1	1	1
Pressure gauge 50mm/100 mm	1	1	1	1	1	1	1	1
Galvanised coupling	-	-	1	4	4	4	4	4
Test flange	-	-	-	-	-	-	1	1

Model	Part number	Litres	Bars	Kit
Painted vertical tank RAL 5015				
V100 11B	2236100970	100	11	KIT 1
V200 11B	2236100971	200	11	KIT 2
V270 11B	2236100972	270	11	KIT 3
V500 11B	2236100973	500	11	KIT 4
V720 11B	2236100974	720	10.8	KIT 4
V900 11B	2236100975	900	11	KIT 6
V1000 12B	2236100976	1000	12	KIT 7
V1500 12B	4101000924	1500	12	KIT B
V2000 12B	4101000928	2000	11.5	KIT B
V3000 12B	4101000932	3000	11.5	KIT B
V4000 12B	4101000936	4000	11.5	Not included
V5000 12B	4101000940	5000	11.5	Not included
Galvanised Vertical tank				
V100 11B GALV	2236112645	100	11	KIT 1
V200 11B GALV	4101000902	200	11	KIT A
V270 11B GALV	4101000906	270	11	KIT A
V500 11B GALV	4101000910	500	11	KIT A
V725 10.8B GALV	4101000914	725	10.8	KIT A
V900 11B GALV	4101000918	900	11	KIT A
V1000 11.5B GALV	4101000922	1000	11.5	KIT B
V1500 11.5B GALV	4101000926	1500	11.5	KIT B
V2000 11.5B GALV	4101000930	2000	11.5	KIT B
V3000 11.5B GALV	4101000934	3000	11.5	KIT B
V4000 11.5B GALV	4101000938	4000	11.5	Not included
V5000 11.5B GALV	4101000942	5000	11.5	Not included
Vitroflex Vertical Tank				
V200 11B VITROFLEX	4101000952	200	11	KIT A
V270 11B VITROFLEX	4101000953	270	11	KIT A
V500 11B VITROFLEX	4101000954	500	11	KIT A
V725 10.8B VITROFLEX	4101000955	725	10.8	KIT A
V900 11B VITROFLEX	4101000956	900	11	KIT A
V1000 11.5B VITROFLEX	4101000957	1000	11.5	KIT B
V1500 11.5B VITROFLEX	4101000958	1500	11.5	KIT B
V2000 11.5B VITROFLEX	4101000959	2000	11.5	KIT B
V3000 11.5B VITROFLEX	4101000960	3000	11.5	KIT B
V4000 11.5B VITROFLEX	4101000961	4000	11.5	Not included
V5000 11.5B VITROFLEX	4101000962	5000	11.5	Not included
High pressure Painted Vertical Tank RAL 5015				
V500 15B	2236100977	500	15	KIT 5
V1000 15B	2236100978	1000	15	KIT 8
V2000 16B	4101000950	2000	16	KIT C
V3000 16B	4101000969	3000	16	KIT C
V4000 16B	4101000972	4000	16	Not included
V5000 16B	4101000975	5000	16	Not included
High pressure Galvanised Vertical Tank				
V500 16B GALV	4101000963	500	16	KIT C
V1000 16B GALV	4101000965	1000	16	KIT C
V2000 16B GALV	4101000967	2000	16	KIT C
V3000 16B GALV	4101000970	3000	16	KIT C
V4000 16B GALV	4101000973	4000	16	Not included
V5000 16B GALV	4101000976	5000	16	Not included
High pressure Vitroflex Vertical Tank				
V500 16B VITROFLEX	4101000964	500	16	KIT C
V1000 16B VITROFLEX	4101000966	1000	16	KIT C
V2000 16B VITROFLEX	4101000968	2000	16	KIT C
V3000 16B VITROFLEX	4101000971	3000	16	KIT C
V4000 16B VITROFLEX	4101000974	4000	16	Not included
V5000 16B VITROFLEX	4101000977	5000	16	Not included



Cyclonic separators

The cyclonic separators use centrifugal force to remove condensation droplets which have condensed in the flow of compressed air due to reduction in temperature.



Model	Part number	Flow rate		Output connection	Dimensions mm			
		l/min	m ³ /h		A	B	C	D
ASA1	8973020269	2.000	120	3/8"	187	88	21	60
ASA2	8973020270	2.583	155	1/2"	187	88	21	60
ASA3	8973020271	3.917	235	3/4"	256	88	21	80
ASA4	8973020272	6.083	365	1"	262	125	33	100
ASA5	8973020273	12.833	770	1-1/2"	452	125	33	140
ASA6	8973020274	21.333	1.280	2"	695	163	48	520
ASA7	8973020275	41.000	2.460	2"-1/2"	695	163	48	520

The world of ABAC



Care. Trust. Efficiency.

Care.

Care is what service is all about: professional service by knowledgeable people, using high-quality original parts.

Trust.

Trust is earned by delivering on our promises of reliable, uninterrupted performance and long equipment lifetime.

Efficiency.

Equipment efficiency is ensured by regular maintenance. Efficiency of the service organization is how Original Parts and Service make the difference.

Your Authorized Distributor

NEW1.E0906669



www.abacaircompressors.com

Air. Anytime. Anywhere.