



CSC 40 - 60

CSD 75 - 100

DRC 40 - 60

DRD 75 - 100

DRE 100 - 150

»»» CSC 40 - 60
CSD 75 - 100
Belt driven

»»» DRC 40 - 60
DRD 75 - 100
DRE 100 - 150
Gearbox driven

Oil-injected screw
Compressors
Fixed & Variable speed

Solid, simple, smart.
Advanced reliability in
compressed air.





User benefits

Simple Installation

- Compact and all in one system
- Innovative design
- Easy and full protected transport
- Placement with forklift (2 lifting points) or transpallet (1 lifting point)
- No special foundation needed



Solid Quality

- Outstanding and first-class components
- High quality and long lasting belts
- High reliable belt tensioning system for excellent performance
- Separate oil and air coolers, less thermal shocks and a longer lifetime
- Perfect air filtration and cooling
- Overload protection
- Full automatic control
- High quality and heavy duty motor

Easy Maintenance and Accessibility

- All service components located at the front of the machine for excellent accessibility
- Easy access for service or cleaning
- Easy access of the coolers
- Oil-level eye at the front
- Easy and quick check thanks to service door and controller
- Service and cleaning is a one person job

Saving of Costs

- Less repair costs
- Lower maintenance costs
- Lower energy consumption
- Optimal efficiency, lubrication and cooling
- Improved controllers for a better energy efficiency

Safety

- Emergency stop
- Protection grid
- Separate panel for beltguard
- Closed inverter cubicle

►►► CSC • CSD • Belt driven DRC • DRD • DRE • Gearbox driven

Compressed air drives your company. Consequently, choosing the right compressor is crucial. Going for our CSC/CSD and DRC/DRD/DRE ranges of highly adapted oil-injected screw compressors is a choice you will not regret. Bring some fresh air into your company and enjoy the strong performance and high efficiency that come with it.



Ceccato CSC/CSD and DRC/DRD/DRE ranges offer a wide choice of compressors from 30 till 110 kW, belt or gearbox driven, with fixed speed (load-unload) control or variable speed (IVR) control. Energy costs and your specific requirements will help you choose the most suitable compressor for your application. Whatever model you choose, high standard components guarantee performance and design synergy ensures the easy operation you are looking for.

►►► Fixed speed control - Load-unload regulation

A load/unload compressor delivers a constant air capacity. The net pressure is controlled by an inlet valve operating the compressor in a load/unload cycle. In case the set pressure is reached, the compressor turns into unload mode (by closing the inlet valve). When the pressure value drops below a specific level, the compressor starts up the same routine.

►►► Variable speed control - Frequency inverter regulation (IVR)

A frequency driven compressor has a working pattern with lower peaks and a smoother air profile. This is achieved by controlling the air delivery and producing only the amount of air required for the customer's application at a specific moment. The net pressure is maintained by use of a frequency inverter. As a result, the compressor consumes only the energy needed which is very cost efficient.

►►► Optional and standard features

OPTION	BELT DRIVEN		GEARBOX DRIVEN	
	Fixed speed	Variable speed	Fixed speed	Variable speed
Water separator	<input type="checkbox"/>	<input type="checkbox"/>	standard	<input type="checkbox"/>
Automatic drain for water separator *	<input type="checkbox"/>	<input type="checkbox"/>	<input type="checkbox"/>	<input type="checkbox"/>
Wrong rotation direction protection	standard	standard	<input type="checkbox"/>	<input type="checkbox"/>
High efficiency air intake filtration	<input type="checkbox"/>	<input type="checkbox"/>	<input type="checkbox"/>	<input type="checkbox"/>
High efficiency pre-filtration panel	<input type="checkbox"/>	<input type="checkbox"/>	<input type="checkbox"/>	<input type="checkbox"/>
Standard filtration pannel	standard	standard	standard	standard
Noise reduction baffle (super silent)	<input type="checkbox"/>	<input type="checkbox"/>	<input type="checkbox"/>	<input type="checkbox"/>
Oil heater	<input type="checkbox"/>	<input type="checkbox"/>	<input type="checkbox"/>	<input type="checkbox"/>
Main switch	<input type="checkbox"/>	<input type="checkbox"/>	<input type="checkbox"/>	<input type="checkbox"/>
8000 hours oil	<input type="checkbox"/>	<input type="checkbox"/>	<input type="checkbox"/>	<input type="checkbox"/>
Foodgrade oil	<input type="checkbox"/>	<input type="checkbox"/>	<input type="checkbox"/>	<input type="checkbox"/>
Integrated energy recovery system	<input type="checkbox"/>	<input type="checkbox"/>	<input type="checkbox"/>	<input type="checkbox"/>
Woodenbox packaging	<input type="checkbox"/>	<input type="checkbox"/>	<input type="checkbox"/>	<input type="checkbox"/>
Tropical thermostatic valve	<input type="checkbox"/>	<input type="checkbox"/>	<input type="checkbox"/>	<input type="checkbox"/>
Automatic restart after power failure	standard	standard	standard	standard
ES4000 Touch controller	<input type="checkbox"/>	standard	<input type="checkbox"/>	standard
"Plus" oil & filters**	<input type="checkbox"/>	<input type="checkbox"/>	<input type="checkbox"/>	<input type="checkbox"/>
"Extended" oil & filters***	<input type="checkbox"/>	<input type="checkbox"/>	<input type="checkbox"/>	<input type="checkbox"/>

= available = not available * For this option, the water separator is needed

Only for DRC 40-60: **4000 hours oil, air & oil filter ***8000 hours oil & oil filter, 4000 hours air filter

SMART TECHNICAL ADVANTAGES



THE TROUBLE -FREE PERFORMANCE YOU ARE LOOKING FOR

- Quality elements for better reliability
- Increased Free Air Delivery (FAD) and lower energy consumption
- Standard filtration panel extending service intervals



ES4000 Swipe for fixed speed

- Intelligent unload cycles
- constant pressure follow-up
- automatic restart after power failure
- built in online monitoring

ES4000 Touch for IVR and optional for fixed speed

- big 4.3" HD Touch display
- all standard control features
- integrated central controller
- built in online monitoring

SIMPLE MAINTENANCE

- Separate air and oil cooler which reduces the thermal tension extending the lifetime of the coolers
- Easy gliding ridges making maintenance a one man job

ROBUST, COMPACT AND USER-FRIENDLY FREQUENCY INVERTER

- In-house designed Imperium inverter for DRD/DRE 75-150 IVR
- IP5X protection rating for harshest conditions
- Plug-and-play solution, controlled by ES4000 Advanced
- Installed in separate cubicle for easy maintenance and optimized cooling



BELT DRIVEN - Fixed & Variable speed



»»» Technical data

FIX SPEED	Max. Working Pressure	Reference Working Pressure	Free Air Delivery @ reference conditions*			Motor Power		Noise Level**	Cooling Air Volume	Compressed Air output diameter	Weight
	BAR	BAR	m ³ /h	l/s	cfm	kW	hp	dB(A)	m ³ /h	"	kg
Model											
CSC 40	8	7,5	294	82	173	30	40	70	5400	1"1/2	748
	10	9,5	259	72	153	30	40	69	5400		
	13	12,5	208	58	122	30	40	69	5400		
CSC 50	8	7,5	367	102	216	37	50	71	5760	1"1/2	832
	10	9,5	332	92	196	37	50	70	5760		
	13	12,5	255	71	150	37	50	70	5760		
CSC 60	8	7,5	446	124	263	45	60	72	7200	1"1/2	862
	10	9,5	400	111	235	45	60	71	7200		
	13	12,5	343	95	202	45	60	71	7200		
CSD 75	8	7,5	522	145	307	55	75	72	9000	2"	1073
	10	9,5	475	132	280	55	75	71	9000		
	13	12,5	425	118	250	55	75	71	9000		
CSD 100	8	7,5	691	192	407	75	100	75	12600	2"	1280
	10	9,5	605	168	356	75	100	74	12600		
	13	12,5	533	148	314	75	100	74	12600		

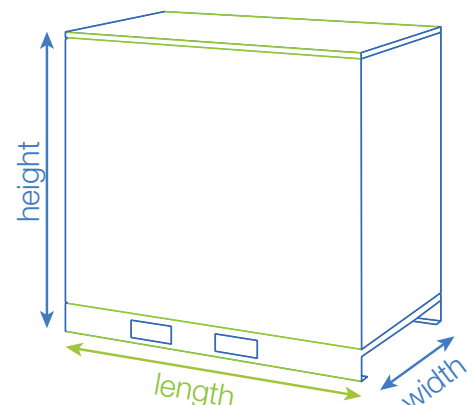
VARIABLE SPEED	Working pressure	Min Free Air Delivery (7 bar)		Max Free Air Delivery*															Motor Power	Noise Level**	Cooling Air Volume	Compressed Air output diameter	Weight		
				7			9,5			10			12,5			13									
Model	BAR	m ³ /h	l/s	cfm	m ³ /h	l/s	cfm	m ³ /h	l/s	cfm	m ³ /h	l/s	cfm	m ³ /h	l/s	cfm	m ³ /h	l/s	cfm	kW	hp	dB(A)	m ³ /h	"	kg
CSC 40 IVR	4-10	88	25	52	294	82	173	254	72	149	246	70	145	n.a.	n.a.	n.a.	n.a.	n.a.	n.a.	30	40	70	5400	1"1/2	798
	4-13	78	22	46	261	72	154	259	72	153	259	72	152	199	58	117	193	56	114	30	40	69	5400		
CSC 50 IVR	4-10	110	31	65	367	102	216	320	92	188	310	90	183	n.a.	n.a.	n.a.	n.a.	n.a.	n.a.	37	50	71	5760	1"1/2	882
	4-13	100	28	59	335	93	197	333	93	196	332	92	196	243	71	143	236	69	139	37	50	70	5760		
CSC 60 IVR	4-10	140	39	83	432	120	254	436	121	256	390	111	230	n.a.	n.a.	n.a.	n.a.	n.a.	n.a.	45	60	72	7200	1"1/2	912
	4-13	121	34	71	405	112	238	402	114	237	401	114	236	327	95	192	317	92	187	45	60	71	7200		

* Unit performance measured according to ISO 1217, Annex C, latest edition ** Noise level measured according to ISO 2151 with optional baffle
All technical data for Aircooled machines without integrated dryer. For technical data of Watercooled machines or machines with integrated dryer, please contact your local salesforce

»»» Dimensions

FIX SPEED	DIMENSIONS		
Model	length mm	width mm	height mm
CSC 40 - 50 - 60	1247	1060	1630
CSD 75	1420	1060	1630
CSD 100	1660	1060	1630

VARIABLE SPEED	DIMENSIONS		
Model	length mm	width mm	height mm
CSC 40 - 50 - 60 IVR	1420	1060	1630



Your smart industry standard in easy operation and maintenance

»»» CSC 40 - 60 CSD 75 - 100

Belt driven compressors have an in-house designed belt drive system. This, on its turn is driven by a high quality electric motor, which runs at a fix speed. Choosing for belt drive offers you:

- Easy maintenance
- Simple installation
- User-friendly operation
- The standard in the industry



»»» Components



- 1 filtration panel
- 2 emergency stop
- 3 controller
- 4 air filter
- 5 oil cooler
- 6 air cooler
- 7 cubicle
- 8 inverter
- 9 oil-seperator vessel
- 10 axial fan
- 11 air ends
- 12 motor
- 13 belt driven system
- 14 belt

»»» Variants

TYPE	VOLTAGES		COOLING		DRYER	
	230/3/50	400/3/50	air	water	without	with
Fixed speed	<input type="checkbox"/>	<input type="checkbox"/>	<input type="checkbox"/>	<input type="checkbox"/>	<input type="checkbox"/>	<input type="checkbox"/>
Variable speed	<input type="checkbox"/>	<input type="checkbox"/>	<input type="checkbox"/>	<input type="checkbox"/>	<input type="checkbox"/>	<input type="checkbox"/>



“The CSC/CSD/DRC/DRD/DRE ranges come with a wide range of options, so all customer needs can be met.”

“Maintenance is a one man job now. Costs me less.”

“Advanced design
Powerful & efficient
Very rigid and robust construction”

“Thanks to the synergy in design within the ranges, the service is facilitated, availability of parts is increased and lead times of machines are reduced.”

Your energy efficient and solid performance

>>> **DRC 40 - 60** **DRD 75 - 100** **DRE 100-150**

Gearbox driven compressors are suitable for use with a variety of constant speed or variable speed drivers. Local energy costs and application requirements will determine the most economical method of drive for your application. Choosing the heavy duty gearbox solution offers you:

- Higher performance for less energy consumption
- Lower maintenance cost
- No transmission losses
- No belt tensioning
- No coupling maintenance
- Silent design thanks to standard radial cooling fan on DRC 40-60



>>> **Components**



- | | |
|--------------------|------------------------|
| 1 filtration panel | 5 air cooler |
| 2 emergency stop | 6 cubicle |
| 3 controller | 7 inverter |
| 4 oil cooler | 8 integrated dryer |
| | 9 oil-separator vessel |

- | |
|---------------|
| 10 fan |
| 11 air ends |
| 12 motor |
| 13 air filter |

>>> **Variants**








TYPE	VOLTAGES		COOLING		DRYER	
	230/3/50	400/3/50	air	water	without	with
DRC/DRD (Fixed speed)	<input type="checkbox"/>	<input type="checkbox"/>	<input type="checkbox"/>	<input type="checkbox"/>	<input type="checkbox"/>	<input type="checkbox"/>
DRE (Fixed speed)	<input type="checkbox"/>	<input type="checkbox"/>	<input type="checkbox"/>	<input type="checkbox"/>	<input type="checkbox"/>	<input type="checkbox"/>
DRC/DRD (Variable speed)	<input type="checkbox"/>	<input type="checkbox"/>	<input type="checkbox"/>	<input type="checkbox"/>	<input type="checkbox"/>	<input type="checkbox"/>
DRE (Variable speed)	<input type="checkbox"/>	<input type="checkbox"/>	<input type="checkbox"/>	<input type="checkbox"/>	<input type="checkbox"/>	<input type="checkbox"/>







>>> **How much can I save with the DRD IVR PM range?**

How much energy could you save in your existing compressor installation? Contact us for an energy audit. We will measure the air demand and energy consumption of your existing installation and generate a detailed report at the end. Based on your specific situation we can simulate and show how much your energy costs would reduce with your new compressor.



GEARBOX DRIVEN - Fixed & Variable speed - Technical data

FIX SPEED	Max. Working Pressure	Reference Working Pressure	Free Air Delivery @ reference conditions*			Motor Power		Noise Level **	Cooling Air Volume	Compressed Air output diameter	Weight	
										"	std 	with dryer
Model	BAR	BAR	m³/h	l/s	cfm	kW	hp	dB(A)	m³/h	"	kg	
DRC 40	7,5	7	357	99	210	30	40	66	6660	1"1/2	626	796
	8,5	8	324	90	190	30	40	66	6660			
	10	9,5	297	83	175	30	40	66	6660			
	13	12,5	255	71	150	30	40	66	6660			
DRC 50	7,5	7	419	116	247	37	50	67	6660	1"1/2	683	853
	8,5	8	390	108	229	37	50	67	6660			
	10	9,5	367	102	216	37	50	67	6660			
	13	12,5	319	89	188	37	50	67	6660			
DRC 60	7,5	7	492	137	290	45	60	68	6660	1"1/2	692	900
	8,5	8	465	129	273	45	60	68	6660			
	10	9,5	428	119	252	45	60	68	6660			
	13	12,5	375	104	221	45	60	68	6660			
DRD 75	7,5	7	594	165	350	55	75	72	9000	2"	1100	1373
	8,5	8	541	150	318	55	75	72	9000			
	10	9,5	515	143	303	55	75	71	9000			
	13	12,5	434	120	255	55	75	71	9000			
DRD 100	7,5	7	767	213	452	75	100	75	12600	2"	1287	1560
	8	8	720	200	424	75	100	75	12600			
	10	9,5	644	169	358	75	100	74	12600			
	13	12,5	565	157	333	75	100	74	12600			
DRE 100	7,5	7	856	238	504	75	100	72	12600	2"	1540	n.a.
	8,5	8	809	225	476	75	100	72	12600			
	10	9,5	720	200	424	75	100	71	12600			
	13	12,5	610	169	359	75	100	71	12600			
DRE 120	7,5	7	961	267	566	90	125	74	14760	2"	1570	n.a.
	8,5	8	947	263	558	90	125	74	14760			
	10	9,5	854	237	502	90	125	73	14760			
	13	12,5	700	194	412	90	125	73	14760			
DRE 150	7,5	7	1201	334	707	110	150	74	14760	2"	1900	n.a.
	8,5	8	1145	318	674	110	150	74	14760			
	10	9,5	1041	289	613	110	150	73	14760			
	13	12,5	880	244	518	110	150	73	14760			

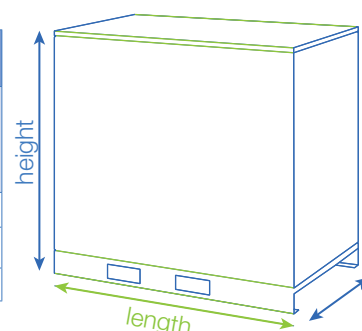
VARIABLE SPEED	Working Pressure	Min Free Air Delivery (7 bar)		Max Free Air Delivery*												Motor Power	Noise Level **	Cooling Air Volume	Compressed Air output diameter	Weight						
				7			9,5			10			12,5			13							"		IVR + dryer	
	Model	BAR	m³/h	l/s	cfm	m³/h	l/s	cfm	m³/h	l/s	cfm	m³/h	l/s	cfm	m³/h	l/s	cfm	m³/h	l/s	cfm	kW	hp	dB(A)	m³/h	"	kg
DRC 40 IVR	4-10	98	27	58	328	91	193	289	80	170	281	78	165	n.a.	n.a.	n.a.	n.a.	n.a.	n.a.	30	40	69	5400	1"1/2	810	995
	4-13	87	24	51	291	81	171	289	80	170	289	80	170	248	69	146	241	67	142	30	40	68	5400			
DRC 50 IVR	4-10	121	34	71	403	112	237	357	99	211	347	96	204	n.a.	n.a.	n.a.	n.a.	n.a.	n.a.	37	50	71	5760	1"1/2	890	1075
	4-13	107	30	63	360	100	212	357	99	211	357	99	210	286	79	168	277	77	163	37	50	70	5760			
DRE 100 IVR	4-10	257	71	151	856	238	504	737	205	434	715	199	421	n.a.	n.a.	n.a.	n.a.	n.a.	n.a.	75	100	72	12600	2"	1610	n.a.
	4-13	221	61	130	724	201	426	737	205	434	735	204	433	617	171	363	599	166	352	75	100	71	12600			
DRE 120 IVR	4-10	292	81	172	972	270	572	846	237	498	821	228	483	n.a.	n.a.	n.a.	n.a.	n.a.	n.a.	90	125	74	14760	2"	1640	n.a.
	4-13	257	71	151	862	239	508	857	238	505	855	238	504	721	200	425	700	194	412	90	125	73	14760			
DRE 150 IVR	4-10	199	55	117	1145	318	674	1020	283	601	990	275	583	n.a.	n.a.	n.a.	n.a.	n.a.	n.a.	110	150	74	14760	2"	1900	n.a.
	4-13	167	46	98	960	267	565	954	265	562	952	264	561	883	245	520	857	238	504	110	150	73	14760			

* Unit performance measured according to ISO 1217, Annex C, latest edition ** Noise level measured according to ISO 2151 with optional baffle
All technical data for Aircooled machines without integrated dryer. For technical data of Watercooled machines or machines with integrated dryer, please contact your local salesforce

Dimensions

FIXED SPEED	DIMENSIONS			
Model	length std mm	length with dryer mm	width mm	height mm
DRC 40 - 50 - 60	1310	1810	890	1790
DRC 75 - 100	1660	2510	1060	1630
DRE 100 - 120	1860	n.a.	1060	1630
DRE 150	2330	n.a.	1060	1630

VARIABLE SPEED	DIMENSIONS			
Model	length IVR mm	length IVR + dryer mm	width mm	height mm
DRC 40 - 50	1420	2071	1060	1630
DRE 100 - 120 IVR	1860	n.a.	1060	1630
DRE 150 IVR	2333	n.a.	1060	1630



Oil-injected Screw compressors,
belt or gearbox driven
Range CSC/CSD
• DRC/DRD/DRE



- A high quality product offering you **technology you can trust**.
- Our products are **easy to use** and guarantee high **reliability**.
- Distributors are always nearby ensuring **availability** of both products and support.
- Choosing our high performance products entails a **partnership** that will boost your business.
- Safeguarding long-term productivity through optimal **serviceability** and use of original parts.



Care. Trust. Efficiency.

Care.

Care is what service is all about: professional service by knowledgeable people, using high-quality original parts.

Trust.

Trust is earned by delivering on our promises of reliable, uninterrupted performance and long equipment lifetime.

Efficiency.

Equipment efficiency is ensured by regular maintenance. Efficiency of the service organization is how Original Parts and Service make the difference.

© 2019, Ceccato. All rights reserved. All mentioned brands, product names, company names, trademarks and service marks are the properties of their respective owners. Our products are constantly being developed and improved. We thus reserve the right to modify product specifications without prior notice. Pictures are not contractually binding.



Tehnogama d.o.o. Šimanovci, Dečka 157,
22310 Šimanovci, Republika Srbija

Tel. +381 (0) 22 215 23 01

E-mail office@tehnogama.com
Web www.tehnogama.com



Tehnogama d.o.o. Nikšić, Bul. 13. Jul bb,
81403 Nikšić, Republika Crna Gora

Tel. +382 (0) 40 251 105
Fax. +382 (0) 40 251 199

E-mail office.nk@tehnogama.com
Web www.tehnogama.com



TEHNOGAMA SUPPORT SRBIJA
Telefon 24/7: +381 (0) 22 215 23 02

